

City of Casper, Wyoming
All Funds Budget Comparison
For Fiscal Year 2024 as of December 31, 2023
50.00 % OF THE FISCAL YEAR HAS ELAPSED

| Fund | REVENUES | | EXPENDITURES | | Anticipated Year-End Net Income (Shortfall) |
|--------------------------------|-----------------------|----------------------|-----------------------|----------------------|---|
| | Revised Budget | Year To Date | Revised Budget | Year To Date | |
| General Fund | \$ 53,411,562 | \$ 20,178,754 | \$ 54,855,411 | \$ 24,893,127 | \$ (1,443,849) |
| Opportunities Fund | 7,988 | - | 8,540,807 | 22,930 | (8,532,819) |
| Perpetual Care Fund | 706,055 | 384,940 | 2,800,020 | 1,497,383 | (2,093,965) |
| Debt Service Fund | 71,781 | 63,031 | 368,320 | 1,949 | (296,539) |
| Metro Animal Fund | 1,452,783 | 627,190 | 1,809,202 | 599,582 | (356,419) |
| River Fund | 109,107 | 70,029 | 132,808 | 32,872 | (23,701) |
| CARES Act Funding | | | 12,224,514 | - | (12,224,514) |
| Weed & Pest Fund | 928,331 | 152,582 | 942,885 | 315,904 | (14,554) |
| Special Fire Assistance Fund | 493,775 | 149,254 | 493,775 | 149,254 | - |
| Revolving Land Fund | 33,984 | 11,111 | 59,056 | 5,795 | (25,072) |
| Police Grants Fund | 374,393 | 157,980 | 374,393 | 131,851 | - |
| Public Transit Fund | 3,148,490 | 1,033,350 | 3,148,491 | 1,033,348 | (1) |
| Metropolitan Planning | 1,306,356 | 292,022 | 1,338,567 | 261,409 | (32,211) |
| Public Safety Communications | 3,285,090 | 1,542,839 | 3,368,246 | 1,438,887 | (83,156) |
| Direct Distribution | 7,212,537 | 3,606,271 | 3,042,737 | 1,242,676 | 4,169,800 |
| Redevelopment Loan Fund | 59,888 | 58,264 | 59,888 | 58,264 | - |
| Capital Projects Fund | 30,321,748 | 1,442,626 | 55,847,342 | 9,252,518 | (25,525,594) |
| Capital - One Cent 17 | 18,997,833 | 6,796,559 | 5,555,439 | 914,621 | 13,442,394 |
| Water Distribution Fund | 15,909,438 | 8,970,386 | 24,469,367 | 8,582,620 | (8,559,929) |
| Water Treatment Plant Ops Fund | 4,344,283 | 2,092,147 | 4,344,283 | 2,092,055 | - |
| Sewer Fund | 8,146,009 | 4,072,249 | 11,560,396 | 3,276,339 | (3,414,387) |
| Wastewater Treatment Plant | 10,837,592 | 3,578,924 | 12,614,014 | 2,858,042 | (1,776,422) |
| Refuse Collection Fund | 10,715,050 | 4,712,994 | 12,162,510 | 4,302,844 | (1,447,460) |
| Balefill Fund | 8,127,728 | 3,918,918 | 12,263,110 | 4,196,935 | (4,135,381) |
| Aquatics Fund | 1,181,166 | 502,262 | 1,181,166 | 502,262 | - |
| Golf Course Fund | 1,114,000 | 525,199 | 1,081,752 | 519,745 | 32,248 |
| Ice Arena Fund | 677,177 | 343,489 | 677,177 | 343,489 | - |
| Recreation Center Fund | 1,152,677 | 593,378 | 1,152,677 | 593,378 | - |
| Hogadon Fund | 1,077,465 | 534,142 | 1,091,215 | 534,142 | (13,750) |
| Ford Wyoming Center Fund | 1,107,275 | 505,321 | 1,107,275 | 545,617 | - |
| Parking Fund | 17,963 | 6,678 | 139,156 | 29,001 | (121,193) |
| Sports and Athletics | 1,102,213 | 446,148 | 1,102,213 | 446,148 | - |
| Fleet Maintenance Fund | 4,028,818 | 1,974,808 | 4,028,818 | 2,017,488 | - |
| Buildings and Structures Fund | 1,581,070 | 749,610 | 1,588,095 | 752,387 | (7,025) |
| Health Insurance Fund | 79,827 | 40,483 | 442,355 | 178,121 | (362,528) |
| Property Insurance Fund | 3,411,648 | 1,773,967 | 3,276,799 | 2,285,543 | 134,849 |
| Total | \$ 196,533,100 | \$ 71,907,907 | \$ 249,244,278 | \$ 75,908,525 | \$ (52,711,178) |

City of Casper, Wyoming
All Funds Statement of Revenues
For Fiscal Year 2024 as of December 31, 2023
50.00 % OF THE FISCAL YEAR HAS ELAPSED

| Fund | Adopted Budget | Changes and Amendments | Revised Budget | Current Year To Date | Current Year % of Budget |
|--------------------------------|-----------------------|---------------------------|-----------------------|-------------------------|-----------------------------|
| General Fund | \$ 53,371,132 | \$ 40,430 | \$ 53,411,562 | \$ 20,178,754 | 38% |
| Opportunities Fund | 7,988 | - | 7,988 | - | 0% |
| Perpetual Care Fund | 706,055 | - | 706,055 | 384,940 | 55% |
| Debt Service Fund | 71,781 | - | 71,781 | 63,031 | 88% |
| Metro Animal Fund | 1,452,783 | - | 1,452,783 | 627,190 | 43% |
| River Fund | 45,000 | 64,107 | 109,107 | 70,029 | 64% |
| CARES Act Funding | | - | | | |
| Weed & Pest Fund | 928,331 | - | 928,331 | 152,582 | 16% |
| Special Fire Assistance Fund | - | 493,775 | 493,775 | 149,254 | 30% |
| Revolving Land Fund | 20,777 | 13,207 | 33,984 | 11,111 | 33% |
| Police Grants Fund | 113,751 | 260,642 | 374,393 | 157,980 | 42% |
| Public Transit Fund | 2,674,249 | 474,241 | 3,148,490 | 1,033,350 | 33% |
| Metropolitan Planning | 962,608 | 343,748 | 1,306,356 | 292,022 | 22% |
| Public Safety Communications | 3,285,090 | - | 3,285,090 | 1,542,839 | 47% |
| Direct Distribution | 7,212,537 | - | 7,212,537 | 3,606,271 | 50% |
| Redevelopment Loan Fund | 59,888 | - | 59,888 | 58,264 | 97% |
| Capital Projects Fund | 21,198,100 | 9,123,648 | 30,321,748 | 1,442,626 | 5% |
| Capital - One Cent 17 | 18,997,833 | - | 18,997,833 | 6,796,559 | 36% |
| Water Distribution Fund | 15,899,416 | 10,022 | 15,909,438 | 8,970,386 | 56% |
| Water Treatment Plant Ops Fund | 4,344,283 | - | 4,344,283 | 2,092,147 | 48% |
| Sewer Fund | 8,135,987 | 10,022 | 8,146,009 | 4,072,249 | 50% |
| Wastewater Treatment Plant | 9,837,592 | 1,000,000 | 10,837,592 | 3,578,924 | 33% |
| Refuse Collection Fund | 10,705,028 | 10,022 | 10,715,050 | 4,712,994 | 44% |
| Balefill Fund | 7,372,928 | 754,800 | 8,127,728 | 3,918,918 | 48% |
| Aquatics Fund | 1,181,166 | - | 1,181,166 | 502,262 | 43% |
| Golf Course Fund | 1,114,000 | - | 1,114,000 | 525,199 | 47% |
| Ice Arena Fund | 677,177 | - | 677,177 | 343,489 | 51% |
| Recreation Center Fund | 1,039,429 | 113,248 | 1,152,677 | 593,378 | 51% |
| Hogadon Fund | 1,043,219 | 34,246 | 1,077,465 | 534,142 | 50% |
| Ford Wyoming Center Fund | 1,098,544 | 8,731 | 1,107,275 | 505,321 | 46% |
| Parking Fund | 17,963 | - | 17,963 | 6,678 | 37% |
| Sports and Athletics | 1,102,213 | - | 1,102,213 | 446,148 | 40% |
| Fleet Maintenance Fund | 4,028,818 | - | 4,028,818 | 1,974,808 | 49% |
| Buildings and Structures Fund | 1,581,070 | - | 1,581,070 | 749,610 | 47% |
| Health Insurance Fund | 79,827 | - | 79,827 | 40,483 | 51% |
| Property Insurance Fund | 3,345,053 | 66,595 | 3,411,648 | 1,773,967 | 52% |
| Total | \$ 183,711,616 | \$ 12,821,484 | \$ 196,533,100 | \$ 71,907,907 | 37% |

City of Casper, Wyoming
All Funds Statement of Expenditures
For Fiscal Year 2024 as of December 31, 2023
50.00 % OF THE FISCAL YEAR HAS ELAPSED

| Fund | Adopted Budget | Carry-over Encumbrances and Amendments | Current Year Budget | Current Year To Date | Current Year % of Budget |
|--------------------------------|-----------------------|---|------------------------|-------------------------|-----------------------------|
| General Fund | \$ 53,343,428 | \$ 1,495,123 | \$ 54,838,551 | \$ 24,893,127 | 45% |
| Opportunities Fund | 5,725,503 | 2,815,304 | 8,540,807 | 22,930 | 0% |
| Perpetual Care Fund | 2,844,157 | (44,137) | 2,800,020 | 1,497,383 | 53% |
| Debt Service Fund | 368,320 | - | 368,320 | 1,949 | 1% |
| Metro Animal Fund | 1,595,035 | 214,167 | 1,809,202 | 599,582 | 33% |
| River Fund | 68,000 | 64,808 | 132,808 | 32,872 | 25% |
| CARES Act Funding | 12,224,514 | - | 12,224,514 | - | 0% |
| Weed & Pest Fund | 856,882 | 86,003 | 942,885 | 315,904 | 34% |
| Special Fire Assistance Fund | - | 493,775 | 493,775 | 149,254 | 30% |
| Revolving Land Fund | 45,849 | 13,207 | 59,056 | 5,795 | 10% |
| Police Grants Fund | 113,751 | 260,642 | 374,393 | 131,851 | 35% |
| Public Transit Fund | 2,674,249 | 474,242 | 3,148,491 | 1,033,348 | 33% |
| Metropolitan Planning | 962,608 | 375,959 | 1,338,567 | 261,409 | 20% |
| Public Safety Communications | 3,164,764 | 203,482 | 3,368,246 | 1,438,887 | 43% |
| Direct Distribution | 3,240,969 | (198,232) | 3,042,737 | 1,242,676 | 41% |
| Redevelopment Loan Fund | 59,888 | - | 59,888 | 58,264 | 97% |
| Capital Projects Fund | 28,591,811 | 26,870,035 | 55,461,846 | 9,252,518 | 17% |
| Capital - One Cent 17 | 4,546,939 | 1,008,500 | 5,555,439 | 914,621 | 16% |
| Water Distribution Fund | 18,364,666 | 6,104,701 | 24,469,367 | 8,582,620 | 35% |
| Water Treatment Plant Ops Fund | 4,344,283 | - | 4,344,283 | 2,092,055 | 48% |
| Sewer Fund | 8,576,207 | 2,984,189 | 11,560,396 | 3,276,339 | 28% |
| Wastewater Treatment Plant | 9,357,673 | 3,256,341 | 12,614,014 | 2,858,042 | 23% |
| Refuse Collection Fund | 10,389,466 | 1,773,044 | 12,162,510 | 4,302,844 | 35% |
| Balefill Fund | 9,576,789 | 2,686,321 | 12,263,110 | 4,196,935 | 34% |
| Aquatics Fund | 1,181,166 | - | 1,181,166 | 502,262 | 43% |
| Golf Course Fund | 1,058,352 | 23,400 | 1,081,752 | 519,745 | 48% |
| Ice Arena Fund | 677,177 | - | 677,177 | 343,489 | 51% |
| Recreation Center Fund | 1,039,429 | 113,248 | 1,152,677 | 593,378 | 51% |
| Hogadon Fund | 1,043,219 | 47,996 | 1,091,215 | 534,142 | 49% |
| Ford Wyoming Center Fund | 1,098,544 | 8,731 | 1,107,275 | 545,617 | 49% |
| Parking Fund | 69,700 | 69,456 | 139,156 | 29,001 | 21% |
| Sports and Athletics | 1,102,213 | - | 1,102,213 | 446,148 | 40% |
| Fleet Maintenance Fund | 4,028,818 | - | 4,028,818 | 2,017,488 | 50% |
| Buildings and Structures Fund | 1,581,070 | 7,025 | 1,588,095 | 752,387 | 47% |
| Health Insurance Fund | 442,355 | - | 442,355 | 178,121 | 40% |
| Property Insurance Fund | 3,159,104 | 117,695 | 3,276,799 | 2,285,543 | 70% |
| Total | \$ 197,516,898 | \$ 51,325,024 | \$ 248,841,922 | \$ 75,908,525 | 31% |

City of Casper, Wyoming
Summary of Cash, Investments, Other Monetary Assets and Working Capital
For Fiscal Year 2024 as of December 31, 2023
50.00 % OF THE FISCAL YEAR HAS ELAPSED

| | <u>Cash and Investments</u> | | | | <u>Working Capital</u> | | |
|--|-----------------------------|-----------------------|-------------------------------|-----------------------|------------------------|--------------------------------|-----------------------|
| | <u>Cash</u> | <u>Investments</u> | <u>Market Adjustments</u> | <u>Total</u> | <u>Current Assets</u> | <u>Current Liabilities</u> | <u>Total</u> |
| General Fund | \$ 2,987,680 | \$ 21,829,700 | \$ - | \$ 24,817,381 | \$ 2,407,569 | \$ (3,643,975) | \$ 23,580,975 |
| Capital Projects Funds | | | | | | | |
| Opportunities Fund | 50,713 | 13,824,045 | - | 13,874,758 | - | - | 13,874,758 |
| Capital Projects Fund | 1,117,104 | 21,501,266 | - | 22,618,370 | 47,246 | (569,570) | 22,096,046 |
| Capital - One Cent 17 | 1,059,135 | 13,907,428 | - | 14,966,563 | - | (74,919) | 14,891,643 |
| Trust & Agency Funds | | | | | | | |
| Perpetual Care Fund | 493,838 | 28,952,034 | - | 29,445,872 | - | - | 29,445,872 |
| Metro Animal Fund | 136,553 | 869,713 | - | 1,006,266 | 31,108 | (59,090) | 978,284 |
| River Fund | 271,599 | 2,459,111 | - | 2,730,710 | - | (247,536) | 2,483,175 |
| CARES Act Funding | 266,645 | 11,957,707 | - | 12,224,352 | - | (1,115,446) | 11,108,906 |
| Public Safety Communications | 836,729 | - | - | 836,729 | 142,482 | (47,666) | 931,545 |
| Health Insurance Fund | 45,997 | 3,073,411 | - | 3,119,408 | - | (64,337) | 3,055,070 |
| Debt Service Funds | 323,441 | 5,246,195 | - | 5,569,635 | (10,870) | (63,991) | 5,494,774 |
| Special Revenue Funds | | | | | | | |
| Weed & Pest Fund | 390,077 | 724,097 | - | 1,114,174 | - | (39,703) | 1,074,471 |
| Special Fire Assistance Fund | 32,778 | - | - | 32,778 | - | (11,550) | 21,228 |
| Revolving Land Fund | 24,856 | 807,734 | - | 832,590 | - | - | 832,590 |
| Police Grants Fund | (47,411) | - | - | (47,411) | 55,556 | (5,496) | 2,649 |
| Public Transit Fund | (328,646) | - | - | (328,646) | 353,051 | (24,402) | 3 |
| Metropolitan Planning | 221,326 | - | - | 221,326 | 129,495 | (18,979) | 331,841 |
| Direct Distribution | 123,485 | 2,383,405 | - | 2,506,889 | - | (143,295) | 2,363,595 |
| Redevelopment Loan Fund | 100,937 | - | - | 100,937 | 2,687 | (2,687) | 100,937 |
| Utility Enterprise Funds | | | | | | | |
| Water Distribution Fund | 587,162 | 24,152,913 | - | 24,740,075 | 1,047,062 | (663,752) | 25,123,385 |
| Water Treatment Plant Ops Fund | (221,354) | - | - | (221,354) | 316,858 | (105,097) | (9,593) |
| Sewer Fund | 43,255 | 9,510,890 | - | 9,554,145 | 538,697 | (65,356) | 10,027,486 |
| Wastewater Treatment Plant | 344,222 | 13,028,812 | - | 13,373,033 | 614,935 | (668,173) | 13,319,795 |
| Refuse Collection Fund | 275,035 | 4,483,022 | - | 4,758,057 | 579,404 | (110,413) | 5,227,049 |
| Balefill Fund | 51,385 | 7,166,404 | - | 7,217,789 | 383,213 | (446,161) | 7,154,841 |
| Parks & Recreation Enterprise Funds | | | | | | | |
| Aquatics Fund | 8,605 | - | - | 8,605 | - | (8,605) | 1 |
| Golf Course Fund | 597,338 | - | - | 597,338 | 61,876 | (15,410) | 643,803 |
| Ice Arena Fund | (343) | - | - | (343) | 8,482 | (8,138) | - |
| Recreation Center Fund | 26,342 | - | - | 26,342 | 623 | (26,965) | - |
| Hogadon Fund | (42,548) | - | - | (42,548) | 60,733 | (18,186) | (1) |
| Ford Wyoming Center Fund | 625,441 | 803,285 | - | 1,428,726 | 18,119 | (1,414,904) | 31,941 |
| Sports and Athletics | 10,849 | - | - | 10,849 | - | (10,849) | - |
| Other Enterprise Funds - Parking | 39,923 | 70,753 | - | 110,675 | 13,786 | - | 124,461 |
| Internal Service Funds | | | | | | | |
| Fleet Maintenance Fund | 255,355 | - | - | 255,355 | 73,799 | (203,130) | 126,025 |
| Buildings and Structures Fund | 524,857 | - | - | 524,857 | 2,136 | (23,122) | 503,871 |
| Property Insurance Fund | (150,028) | - | - | (150,028) | 27,462 | (7,221) | (129,788) |
| | \$ 11,082,331 | \$ 186,751,924 | \$ - | \$ 197,834,255 | \$ 6,905,509 | \$ (9,928,126) | \$ 194,811,638 |

City of Casper, Wyoming
Summary of Cash and Investments
For Fiscal Year 2024 as of December 31, 2023
50.00 % OF THE FISCAL YEAR HAS ELAPSED

Bank Accounts

| | |
|-------------------------|-----------|
| Petty Cash | \$ 19,347 |
| Petty Cash | 2,530 |
| Concentration | 7,588,711 |
| Expense Checking | (149,551) |
| Customer Refund | 2,033 |
| Court Bonds | 249,484 |
| CEC Show Account | 614,904 |
| Police Evidence Account | 83,537 |
| Firehouse Redevelopment | - |
| Outgoing EFT | - |

Total Cash **\$ 8,410,993**

Investments

| | |
|----------------------------|---------------|
| General Fund | \$ 21,829,700 |
| Opportunities Fund | 13,824,045 |
| Perpetual Care Fund | 28,952,034 |
| Debt Service Fund | 5,246,195 |
| Metro Animal Fund | 869,713 |
| River Fund | 2,459,111 |
| CARES Act Funding | 11,957,707 |
| Weed & Pest Fund | 724,097 |
| Revolving Land Fund | 807,734 |
| Direct Distribution | 2,383,405 |
| Capital Projects Fund | 21,501,266 |
| Capital - One Cent 17 | 13,907,428 |
| Water Distribution Fund | 24,152,913 |
| Sewer Fund | 9,510,890 |
| Wastewater Treatment Plant | 13,028,812 |
| Refuse Collection Fund | 4,483,022 |
| Balefill Fund | 7,166,404 |
| Ford Wyoming Center Fund | 803,285 |
| Parking Fund | 70,753 |
| Health Insurance Fund | 3,073,411 |

Total Investments **\$ 186,751,924**

Other Assets

| | |
|-------------------------|----------|
| General Fund | |
| Notes/Loans Receivable | \$ 3,347 |
| Opportunities Fund | |
| Notes/Loans Receivable | 258,707 |
| Perpetual Care Fund | |
| Notes/Loans Receivable | 176,573 |
| Debt Service Fund | |
| Notes/Loans Receivable | (24,587) |
| Penalty Receivable | 5,767 |
| Principal Receivable | 74,646 |
| Redevelopment Loan Fund | |
| Notes/Loans Receivable | 109,000 |
| Capital Projects Fund | |
| Notes/Loans Receivable | 81,407 |

Total Other Assets **\$ 684,859**

City of Casper, Wyoming
General Fund Balance Sheet
For Fiscal Year 2024 as of December 31, 2023
50.00 % OF THE FISCAL YEAR HAS ELAPSED

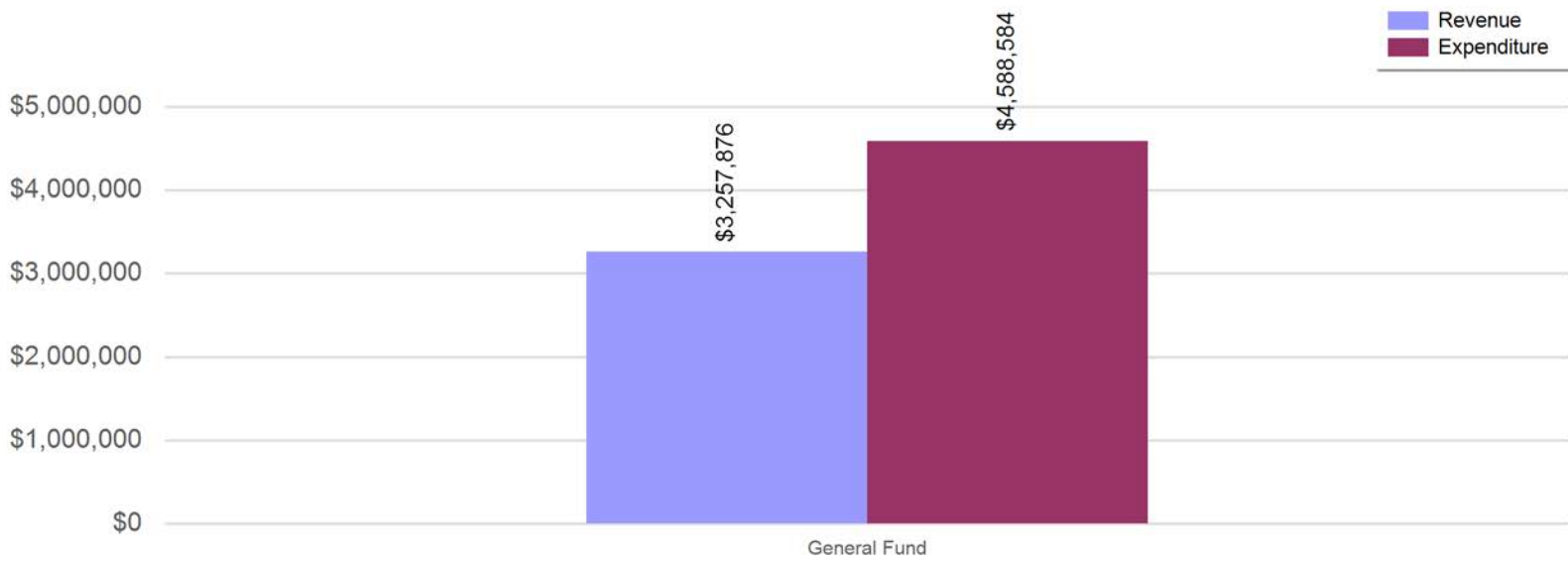
| | General Fund |
|--------------------------------------|---------------------|
| ASSETS | |
| Current Assets | |
| Cash | 2,987,680 |
| Investments | 21,829,700 |
| Market Adjustments | - |
| Inventory | 88,312 |
| Grants Receivable | - |
| Loans Receivable | 3,347 |
| Accounts Receivable | 2,090,385 |
| Prepaid Expenses | 107,578 |
| Lease Receivable - Short Term | 121,293 |
| Total Current Assets | 27,228,297 |
| Non-Current Assets | |
| Lease Receivable - Long Term | 2,409,738 |
| Total Assets | 29,638,034 |
| LIABILITIES | |
| Current Liabilities | |
| Accounts Payable | 910,500 |
| Accrued Wages and Benefits Payable | 28,632 |
| Deferred Revenue | 3,011 |
| Held in Trust - Cell Tower | 2,701,832 |
| Total Current Liabilities | 3,643,975 |
| Non-Current Liabilities | |
| Notes Payable | (30,271) |
| Funds Held in Trust | 1,480 |
| Total Non-Current Liabilities | (28,791) |
| Total Liabilities | 3,615,184 |
| DEFERRED INFLOWS OF RESOURCES | |
| Total Deferred Inflows Of Resources | 2,405,029 |
| NET POSITION | |
| Net Investment in Capital Assets | 2,561,302 |
| Unrestricted | 21,056,520 |
| Total Net Position | 23,617,822 |

City of Casper, Wyoming
General Fund Revenue Expenditure Comparison
For Fiscal Year 2024 as of December 31, 2023
50.00 % OF THE FISCAL YEAR HAS ELAPSED

General Fund YTD Revenue and Expenditure Comparison



General Fund MTD Revenue and Expenditure Comparison



City of Casper, Wyoming
General Fund Statement of Expenditures
For Fiscal Year 2024 as of December 31, 2023
50.00 % OF THE FISCAL YEAR HAS ELAPSED

| Organization | Revised Budget | Current Year To Date | Current Year % of Budget |
|----------------------------|----------------------|-------------------------|-----------------------------|
| General Fund Revenue | \$ 142,645 | \$ 37,413 | 26% |
| General Fund Transfers Out | 5,140,680 | 1,885,962 | 37% |
| City Council | 252,772 | 121,446 | 48% |
| City Manager | 704,122 | 267,716 | 38% |
| City Clerk | 469,157 | 204,843 | 44% |
| Public Engagement | 359,765 | 140,425 | 39% |
| Social Community Services | 613,889 | 553,568 | 90% |
| Municipal Court | 769,706 | 393,549 | 51% |
| City Attorney | 828,090 | 385,986 | 47% |
| Human Resources | 823,992 | 393,844 | 48% |
| City Hall | 442,463 | 198,126 | 45% |
| Marathon Building | 30,592 | 12,161 | 40% |
| Miller St. Dormitory | 13,638 | 6,768 | 50% |
| City Center Building | 47,177 | 20,971 | 44% |
| Ash Street Building | 26,171 | 12,895 | 49% |
| Casper Business Center | 259,845 | 129,516 | 50% |
| Information Services | 2,141,087 | 950,148 | 44% |
| Finance | 934,481 | 492,598 | 53% |
| Customer Service | 1,008,000 | 450,976 | 45% |
| Engineering | 1,093,510 | 489,014 | 45% |
| Streets | 3,216,320 | 1,457,171 | 45% |
| Traffic Control | 800,748 | 231,388 | 29% |
| Community Development | 1,493,843 | 675,075 | 45% |
| Police Administration | 17,616,216 | 7,901,460 | 45% |
| Police Career Services | 517,999 | 212,211 | 41% |
| Police Investigations | 37,798 | 18,669 | 49% |
| Fire-EMS Administration | 11,434,456 | 5,307,284 | 46% |
| Fire-EMS Operations | 620,552 | 408,538 | 66% |
| Fire-EMS Training | 152,500 | 47,639 | 31% |
| Fire-EMS Prevent & Inspect | 33,495 | 7,132 | 21% |
| Parks - Parks Maint. | 1,725,183 | 946,081 | 55% |
| Parks - Urban Forestry | 13,000 | 11,955 | 92% |
| Parks - Special Areas | 144,500 | 74,110 | 51% |
| Cemetery | 450,378 | 209,136 | 46% |
| Ft. Caspar Museum | 479,781 | 237,348 | 49% |
| Total | \$ 54,838,551 | \$ 24,893,127 | 45% |

City of Casper, Wyoming
General Fund Statement of Revenues and Expenditures
For Fiscal Year 2024 as of December 31, 2023
50.00 % OF THE FISCAL YEAR HAS ELAPSED

| | <u>Revised Budget</u> | <u>Current Year To Date</u> | <u>Current Year % of Budget</u> |
|--------------------------------|-----------------------|-----------------------------|---------------------------------|
| Revenues: | | | |
| General Property Tax | \$ 6,235,890 | \$ 1,076,555 | 17.26% |
| Licences and Permits | 5,602,477 | 2,660,667 | 47.49% |
| Automobile Tax | 1,700,000 | 1,551,098 | 91.24% |
| Cigarette Tax | 230,000 | 88,322 | 38.40% |
| Gaming Revenue | 1,724,039 | 155,596 | 9.03% |
| Gasoline Tax | 1,290,627 | 600,765 | 46.55% |
| Intergovernmental User Charges | 38,575 | 23,735 | 61.53% |
| Mineral Royalties Tax | 2,075,000 | 515,487 | 24.84% |
| Municipal Share of State Sales | 22,719,374 | 8,084,075 | 35.58% |
| Severance Tax | 2,068,000 | 525,236 | 25.40% |
| Special Fuels Tax | 594,698 | 284,722 | 47.88% |
| State Grants | - | 2,932 | |
| Goods and Svcs Rev | 4,916,469 | 2,366,033 | 48.12% |
| Fines and Forfeits | 1,285,000 | 651,285 | 50.68% |
| Misc Revenue | 2,889,503 | 1,578,021 | 54.61% |
| Loan Receipts | 1,328 | 4,144 | 312.05% |
| Transfers In | 40,582 | 10,080 | 24.84% |
| Total Revenues | \$ 53,411,562 | \$ 20,178,754 | 37.78% |
| | | | |
| | <u>Revised Budget</u> | <u>Current Year To Date</u> | <u>Current Year % of Budget</u> |
| Expenditures: | | | |
| Personnel Services | \$ 37,029,208 | \$ 16,910,229 | 45.67% |
| Materials & Supplies | 3,620,923 | 1,465,979 | 40.49% |
| Contractual Services | 5,368,872 | 2,608,897 | 48.59% |
| Transfers Out | 5,140,680 | 1,885,962 | 36.69% |
| Other Costs | 2,818,911 | 1,572,759 | 55.79% |
| Utility Expense | 859,957 | 449,300 | 52.25% |
| Total Expenditures | \$ 54,838,551 | \$ 24,893,127 | 45.39% |
| | | | |
| Net Revenue (Shortfall) | \$ (1,426,989) | \$ (4,714,373) | -7.61% |

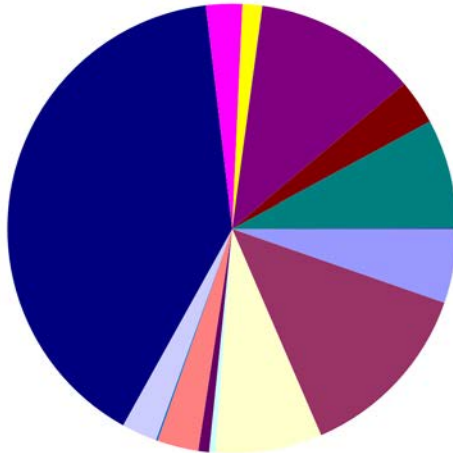
City of Casper, Wyoming
General Fund Summary of Cash and Investments
For Fiscal Year 2024 as of December 31, 2023
50.00 % OF THE FISCAL YEAR HAS ELAPSED

| | | |
|-------------|----|-------------------|
| Cash | \$ | 2,987,680 |
| Investments | | 21,829,700 |
| | \$ | <u>24,817,381</u> |

City of Casper, Wyoming
General Fund Summary of Revenues and Expenditures
For Fiscal Year 2024 as of December 31, 2023
50.00 % OF THE FISCAL YEAR HAS ELAPSED

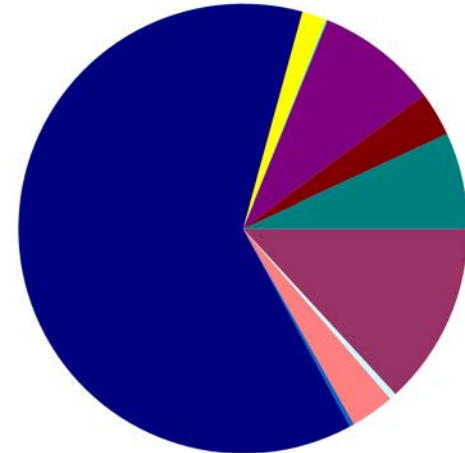
Year To Date Revenues
\$20,178,754

- General Property Tax -\$1,076,555
- Licences and Permits-\$2,660,667
- Automobile Tax -\$1,551,098
- Cigarette Tax -\$88,322
- Gaming Revenue -\$155,596
- Gasoline Tax -\$600,765
- Intergovernmental User Charges-\$23,735
- Mineral Royalties Tax -\$515,487
- Municipal Share of State Sales-\$8,084,075
- Severance Tax -\$525,236
- Special Fuels Tax -\$284,722
- State Grants -\$2,932
- Goods and Svcs Rev-\$2,366,033
- Fines and Forfeits-\$651,285
- Misc Revenue-\$1,578,021
- Loan Receipts -\$4,144
- Transfers In -\$10,080



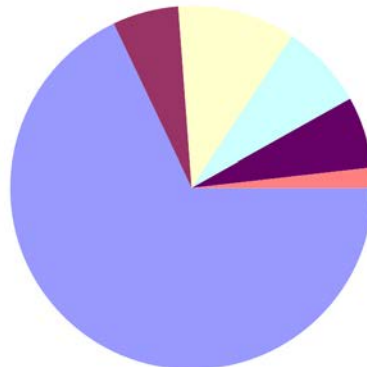
Month To Date Revenues
\$3,257,876

- General Property Tax -\$0
- Licences and Permits-\$428,470
- Automobile Tax -\$0
- Cigarette Tax -\$15,993
- Gaming Revenue -\$0
- Gasoline Tax -\$103,103
- Intergovernmental User Charges-\$10,542
- Mineral Royalties Tax -\$0
- Municipal Share of State Sales-\$2,023,888
- Severance Tax -\$0
- Special Fuels Tax -\$58,034
- State Grants -\$2,932
- Goods and Svcs Rev-\$286,342
- Fines and Forfeits-\$103,372
- Misc Revenue-\$225,201
- Loan Receipts -\$0
- Transfers In -\$0



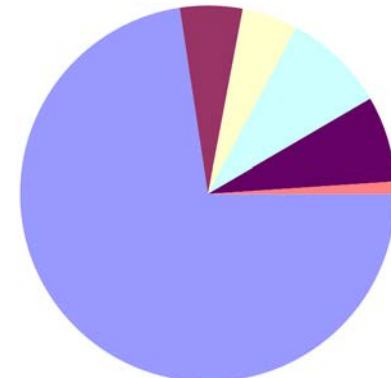
Year To Date Expenditures
\$24,893,127

- Personnel Services-\$16,910,229
- Materials & Supplies-\$1,465,979
- Contractual Services-\$2,608,897
- Transfers Out-\$1,885,962
- Other Costs-\$1,572,759
- Utility Expense-\$449,300



Month To Date Expenditures
\$4,588,584

- Personnel Services-\$3,330,892
- Materials & Supplies-\$246,980
- Contractual Services-\$220,543
- Transfers Out-\$404,223
- Other Costs-\$337,367
- Utility Expense-\$48,579

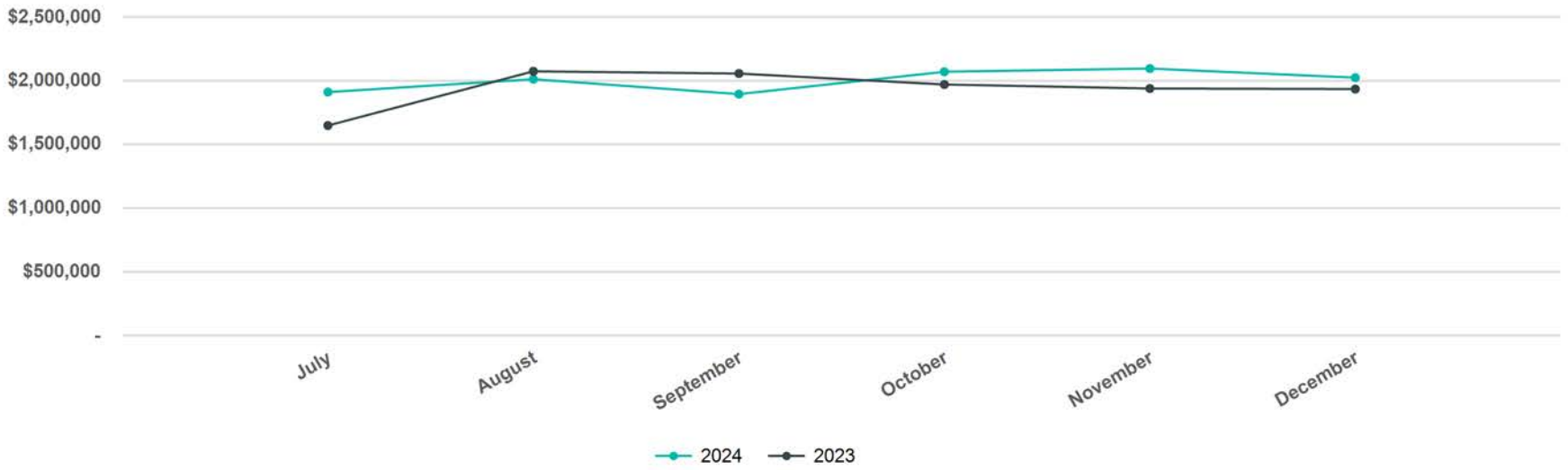


**City of Casper, Wyoming
Sales Tax Comparison
(Cash Basis - For Management Use Only)
For Fiscal Year 2024 as of December 31, 2023
50.00 % OF THE FISCAL YEAR HAS ELAPSED**

| Month | FY 2024 | | | FY 2023 | | | FY 2024 Current Month % Increase Over 2023 | FY 2024 To Date % Increase Over 2023 |
|-----------|---------------|---------------|---------------------|---------------|---------------|---------------------|--|--------------------------------------|
| | Budget | Actuals | Actual Year to Date | Budget | Actuals | Actual Year to Date | | |
| July | \$ 1,893,281 | \$ 1,910,487 | \$ 1,910,487 | \$ 1,700,227 | \$ 1,647,473 | \$ 1,647,473 | 15.96% | 15.96% |
| August | 1,893,281 | 2,011,727 | 3,922,214 | 1,700,227 | 2,073,763 | 3,721,236 | -2.99% | 5.40% |
| September | 1,893,281 | 1,894,331 | 5,816,545 | 1,700,227 | 2,056,269 | 5,777,506 | -7.88% | 0.68% |
| October | 1,893,281 | 2,070,296 | 7,886,842 | 1,700,227 | 1,970,108 | 7,747,614 | 5.09% | 1.80% |
| November | 1,893,281 | 2,095,559 | 9,982,401 | 1,700,227 | 1,938,461 | 9,686,075 | 8.10% | 3.06% |
| December | 1,893,281 | 2,023,888 | 12,006,289 | 1,700,227 | 1,934,520 | 11,620,595 | 4.62% | 3.32% |
| | \$ 11,359,687 | \$ 12,006,289 | | \$ 10,201,361 | \$ 11,620,595 | | | |

\$646,602 or 5.69 % Above YTD Projections for FY 2024 through period 6

Comparison of Municipal Share of State Sales By Month

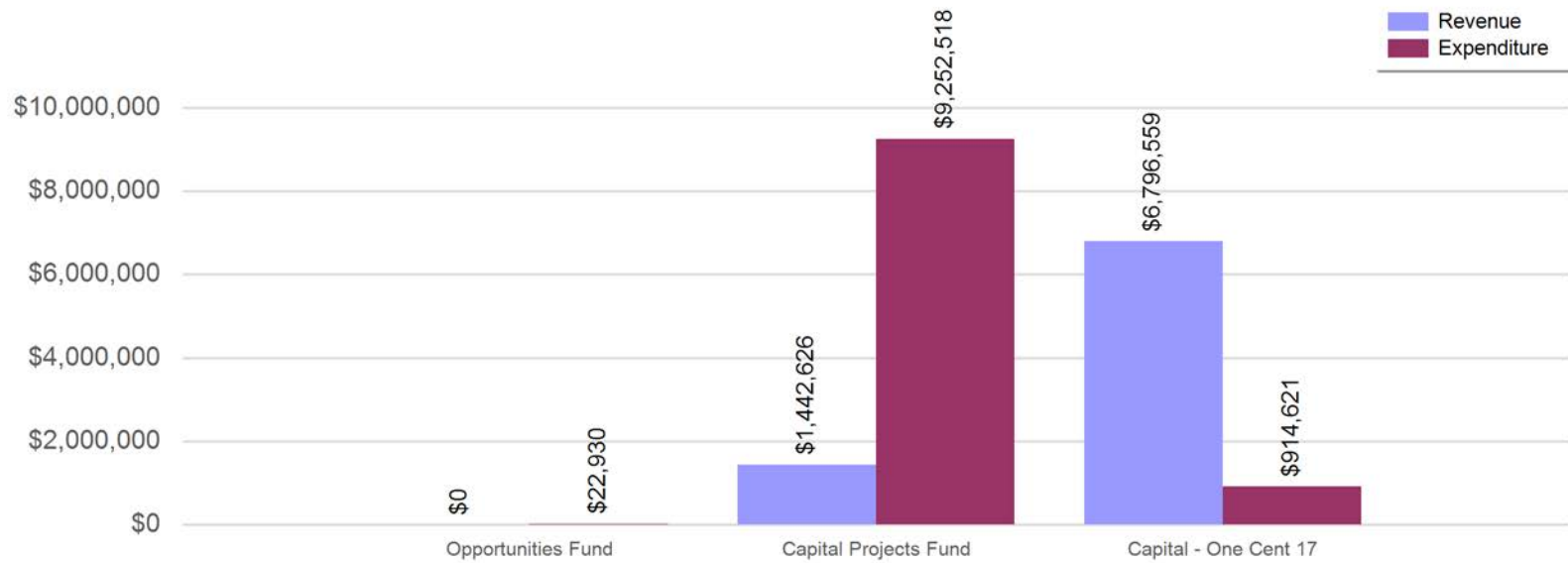


City of Casper, Wyoming
Capital Project Funds Consolidated Balance Sheet
For Fiscal Year 2024 as of December 31, 2023
50.00 % OF THE FISCAL YEAR HAS ELAPSED

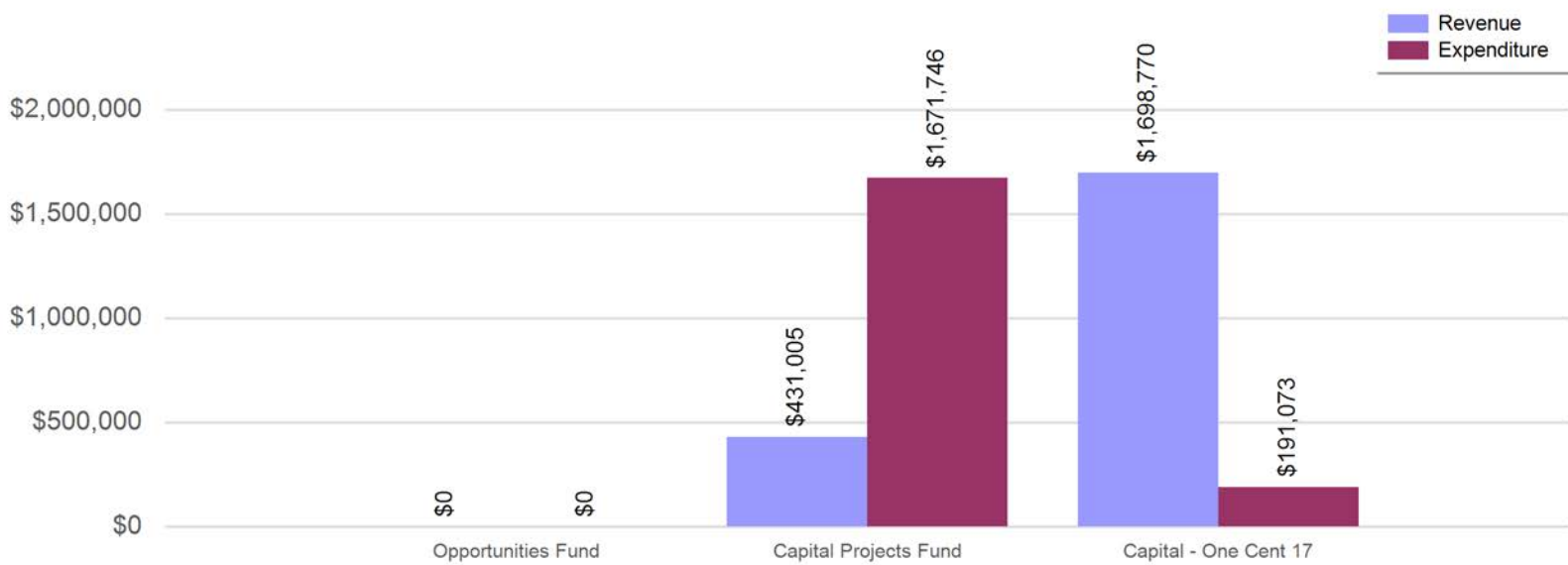
| | Opportunities Fund | Capital Projects Fund | Capital - One Cent 17 |
|----------------------------------|-----------------------|--------------------------|--------------------------|
| ASSETS | | | |
| Current Assets | | | |
| Cash | 50,713 | 1,117,104 | 1,059,135 |
| Investments | 13,824,045 | 21,501,266 | 13,907,428 |
| Grants Receivable | | 46,146 | |
| Loans Receivable | 258,707 | 81,407 | |
| Accounts Receivable | - | 1,100 | - |
| Total Current Assets | 14,133,464 | 22,747,023 | 14,966,563 |
| Total Assets | 14,133,464 | 22,747,023 | 14,966,563 |
| LIABILITIES | | | |
| Current Liabilities | | | |
| Accounts Payable | - | 549,570 | 74,919 |
| Deferred Revenue | | 20,000 | |
| Total Current Liabilities | - | 569,570 | 74,919 |
| Total Liabilities | - | 569,570 | 74,919 |
| NET POSITION | | | |
| Unrestricted | 14,133,464 | 22,177,453 | 14,891,643 |
| Total Net Position | 14,133,464 | 22,177,453 | 14,891,643 |

City of Casper, Wyoming
Capital Project Funds Revenue and Expenditure Comparison
 For Fiscal Year 2024 as of December 31, 2023
 50.00 % OF THE FISCAL YEAR HAS ELAPSED

Capital Projects Funds YTD Revenue and Expenditure Comparison



Capital Projects Funds MTD Revenue and Expenditure Comparison



City of Casper, Wyoming
Opportunities Fund Statement of Revenues and Expenditures
For Fiscal Year 2024 as of December 31, 2023
50.00 % OF THE FISCAL YEAR HAS ELAPSED

| | Revised Budget | Current Year To Date | Current Year % of Budget |
|--------------------------------|-----------------------|-------------------------|-----------------------------|
| Revenues: | | | |
| Other Sources | \$ 7,988 | \$ - | 0.00% |
| Total Revenues | \$ 7,988 | \$ - | 0.00% |
| | | | |
| | Revised Budget | Current Year To Date | Current Year % of Budget |
| Expenditures: | | | |
| Contractual Services | \$ 76,506 | \$ - | 0.00% |
| Transfers Out | 8,464,301 | 22,930 | 0.27% |
| Total Expenditures | \$ 8,540,807 | \$ 22,930 | 0.27% |
| Net Revenue (Shortfall) | \$ (8,532,819) | \$ (22,930) | -0.27% |

Opportunities Fund Summary of Cash and Investments


| | |
|-------------|----------------------|
| Cash | \$ 50,713 |
| Investments | 13,824,045 |
| | \$ 13,874,758 |

City of Casper, Wyoming
Opportunities Fund Summary of Revenues and Expenditures
For Fiscal Year 2024 as of December 31, 2023
50.00 % OF THE FISCAL YEAR HAS ELAPSED

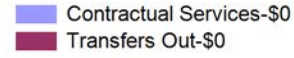
Year To Date Expenditures
\$22,930

Month To Date Expenditures
\$0

Contractual Services-\$0
Transfers Out-\$22,930



Contractual Services-\$0
Transfers Out-\$0



City of Casper, Wyoming
Capital Projects Fund Statement of Revenues and Expenditures
For Fiscal Year 2024 as of December 31, 2023
50.00 % OF THE FISCAL YEAR HAS ELAPSED

| | <u>Revised Budget</u> | <u>Current Year To Date</u> | <u>Current Year % of Budget</u> |
|-----------------------|-----------------------|-----------------------------|---------------------------------|
| Revenues: | | | |
| Intergovernmental | \$ 3,587,456 | \$ - | 0.00% |
| Misc Revenue | 1,266,406 | 472,154 | 37.28% |
| Other Sources | 25,467,886 | 970,472 | 3.81% |
| Total Revenues | \$ 30,321,748 | \$ 1,442,626 | 4.76% |

| | <u>Revised Budget</u> | <u>Current Year To Date</u> | <u>Current Year % of Budget</u> |
|---------------------------|-----------------------|-----------------------------|---------------------------------|
| Expenditures: | | | |
| Materials & Supplies | \$ 450,781 | \$ 95,184 | 21.12% |
| Contractual Services | 607,511 | 139,074 | 22.89% |
| Capital Outlay | 54,178,666 | 8,974,722 | 16.57% |
| Transfers Out | 224,888 | 43,538 | 19.36% |
| Total Expenditures | \$ 55,461,846 | \$ 9,252,518 | 16.68% |

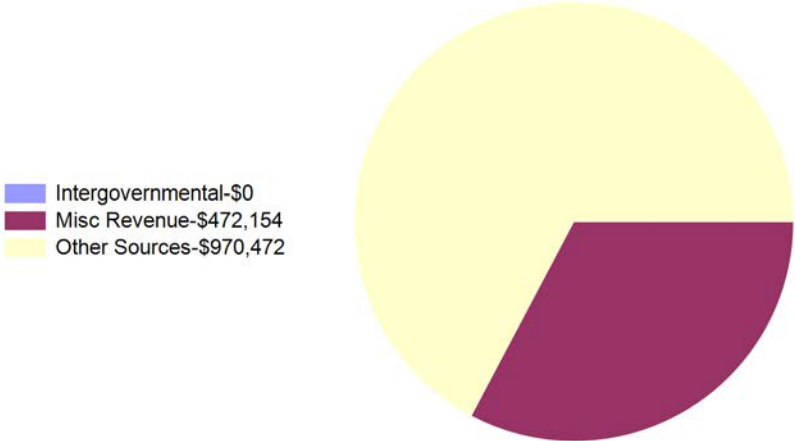
Net Revenue (Shortfall) \$ (25,140,098) \$ (7,809,892) -11.92%

Capital Projects Fund Summary of Cash and Investments

| | |
|-------------|----------------------|
| Cash | \$ 1,117,104 |
| Investments | 21,501,266 |
| | \$ 22,618,370 |

City of Casper, Wyoming
Capital Projects Fund Summary of Revenues and Expenditures
 For Fiscal Year 2024 as of December 31, 2023
 50.00 % OF THE FISCAL YEAR HAS ELAPSED

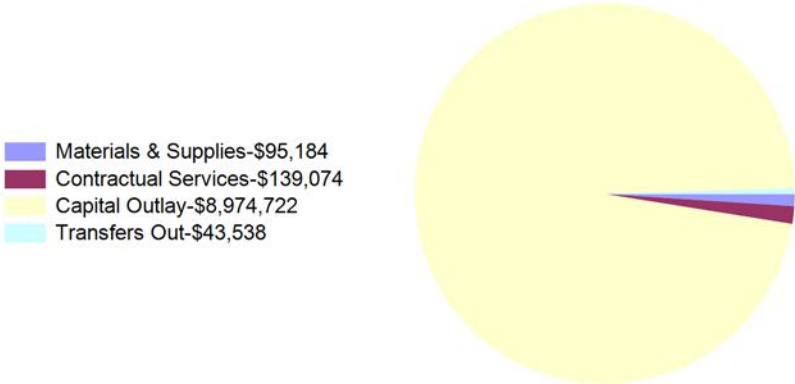
Year To Date Revenues
\$1,442,626



Month To Date Revenues
\$431,005



Year To Date Expenditures
\$9,252,518



Month To Date Expenditures
\$1,671,746



City of Casper, Wyoming
Capital-One Cent 17 Fund Statement of Revenues and Expenditures
For Fiscal Year 2024 as of December 31, 2023
50.00 % OF THE FISCAL YEAR HAS ELAPSED

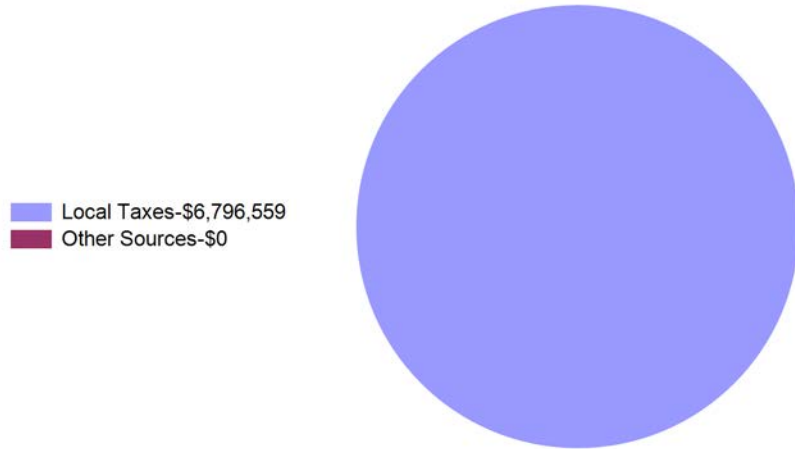
| | Revised Budget | Current Year To Date | Current Year % of Budget |
|--------------------------------|----------------------|-------------------------|-----------------------------|
| Revenues: | | | |
| Local Taxes | \$ 18,990,033 | \$ 6,796,559 | 35.79% |
| Other Sources | 7,800 | - | 0.00% |
| Total Revenues | \$ 18,997,833 | \$ 6,796,559 | 35.78% |
| | | | |
| | Revised Budget | Current Year To Date | Current Year % of Budget |
| Expenditures: | | | |
| Capital Outlay | \$ 2,588,070 | \$ 95,269 | 3.68% |
| Transfers Out | 2,609,036 | 774,930 | 29.70% |
| Other Costs | 358,333 | 44,422 | 12.40% |
| Total Expenditures | \$ 5,555,439 | \$ 914,621 | 16.46% |
| Net Revenue (Shortfall) | \$ 13,442,394 | \$ 5,881,938 | 19.31% |

Capital-One Cent 17 Fund Summary of Cash and Investments

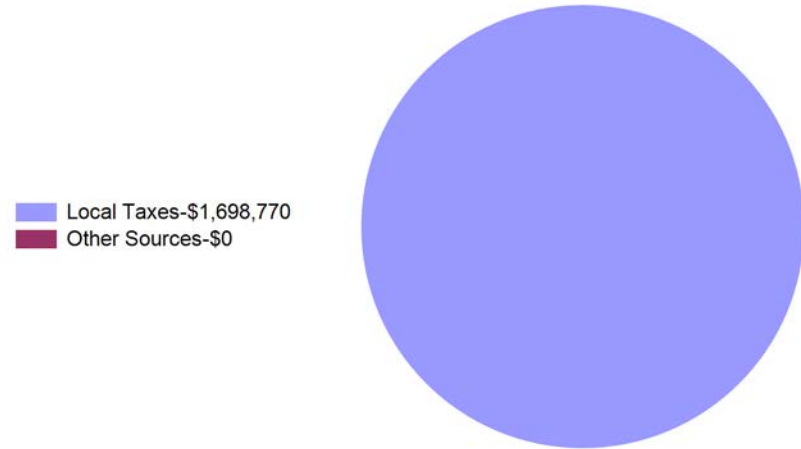
| | |
|-------------|----------------------|
| Cash | \$ 1,059,135 |
| Investments | 13,907,428 |
| | \$ 14,966,563 |

City of Casper, Wyoming
Capital-One Cent 17 Fund Summary of Revenues and Expenditures
 For Fiscal Year 2024 as of December 31, 2023
 50.00 % OF THE FISCAL YEAR HAS ELAPSED

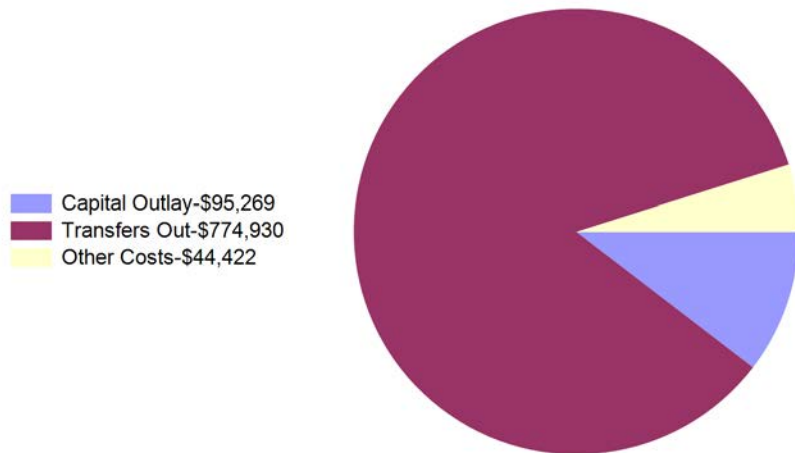
Year To Date Revenues
\$6,796,559



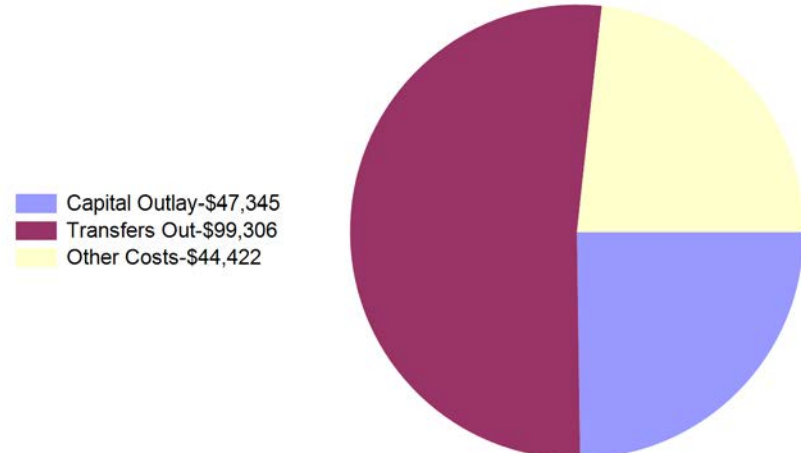
Month To Date Revenues
\$1,698,770



Year To Date Expenditures
\$914,621



Month To Date Expenditures
\$191,073

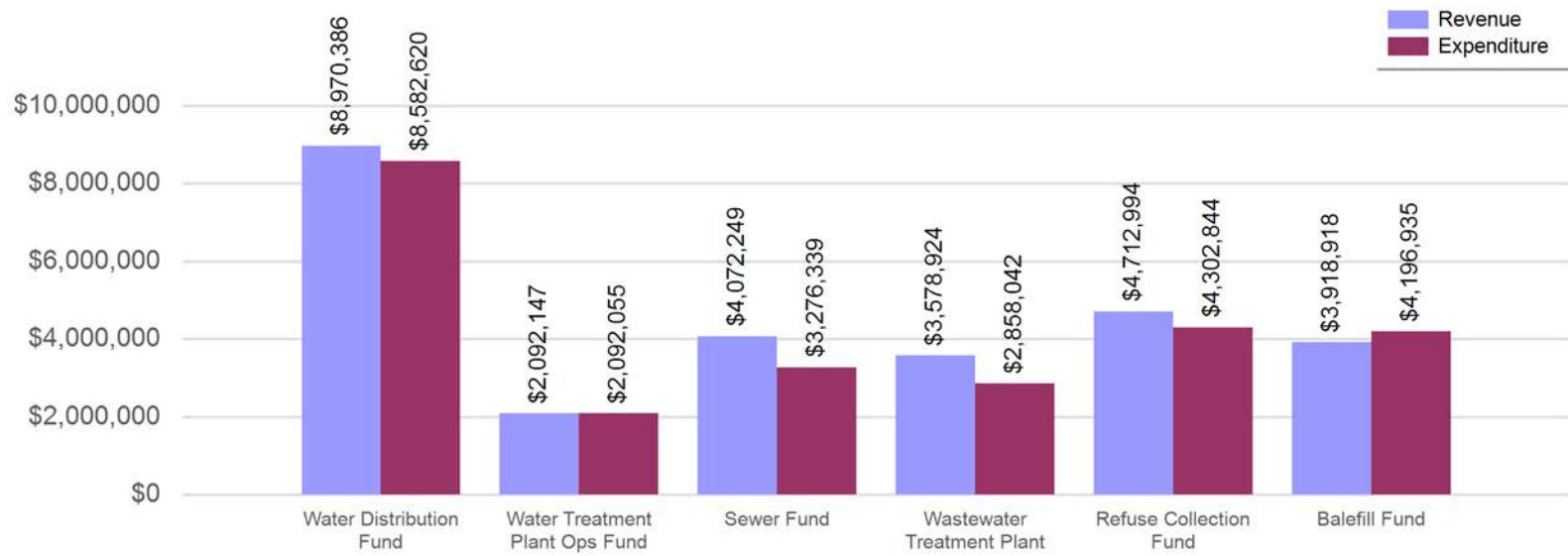


City of Casper, Wyoming
Utility Enterprise Funds Consolidated Balance Sheet
For Fiscal Year 2024 as of December 31, 2023
50.00 % OF THE FISCAL YEAR HAS ELAPSED

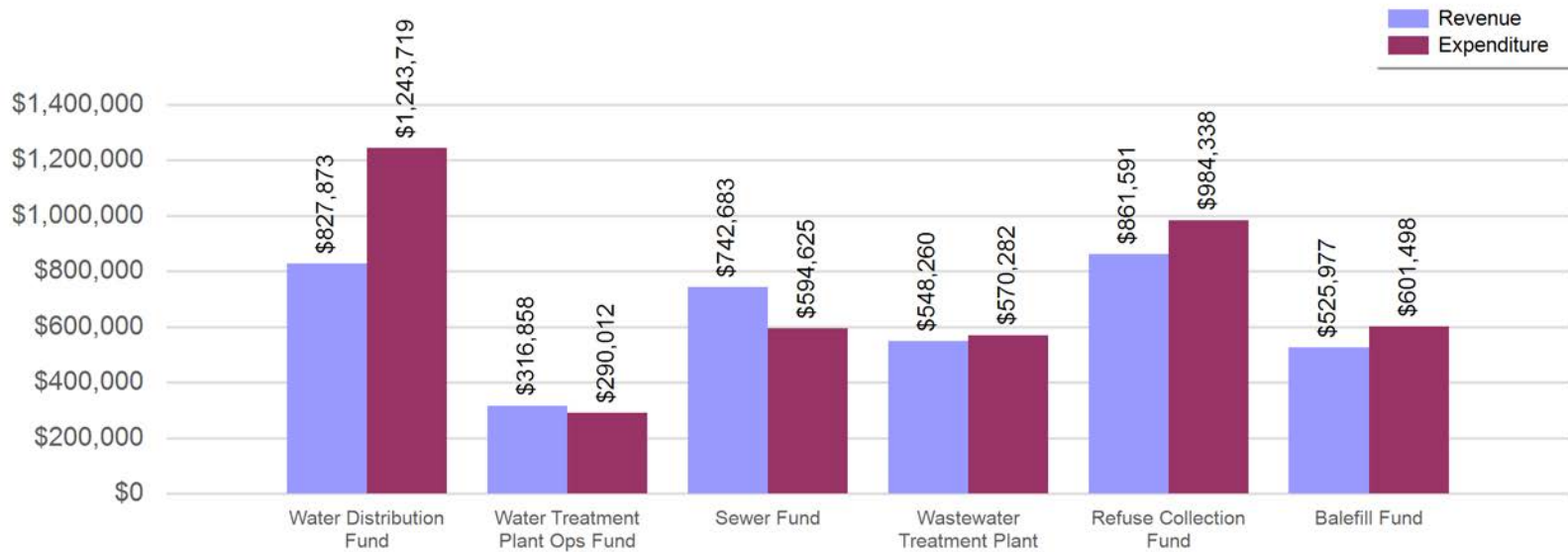
| | Water Distribution Fund | Water Treatment Plant Ops Fund | Sewer Fund | Wastewater Treatment Plant | Refuse Collection Fund | Balefill Fund |
|---|-------------------------------|-----------------------------------|-------------------|-------------------------------|---------------------------|-------------------|
| ASSETS | | | | | | |
| Current Assets | | | | | | |
| Cash | 587,162 | (221,354) | 43,255 | 344,222 | 275,035 | 51,385 |
| Investments | 24,152,913 | | 9,510,890 | 13,028,812 | 4,483,022 | 7,166,404 |
| Market Adjustments | - | | - | - | - | - |
| Inventory | 426,863 | | | 65,494 | | 19,950 |
| Grants Receivable | | | | - | | - |
| Accounts Receivable | 549,745 | 316,858 | 538,697 | 547,993 | 575,077 | 357,360 |
| Clearing | 55,773 | | | | | |
| Prepaid Expenses | 6,097 | | | 1,448 | 4,328 | 5,902 |
| Lease Receivable - Short Term | 8,584 | | | | | |
| Total Current Assets | 25,787,137 | 95,504 | 10,092,842 | 13,987,969 | 5,337,461 | 7,601,002 |
| Capital Assets | | | | | | |
| Land, Buildings & Improvements | 101,328,757 | | 31,382,210 | 84,654,088 | 5,212,769 | 43,841,913 |
| Equipment | 5,721,644 | | 2,108,327 | 8,037,512 | 8,030,476 | 10,252,857 |
| Accumulated Depreciation | (45,903,870) | | (22,292,257) | (54,721,556) | (5,099,275) | (21,491,548) |
| Total Capital Assets | 61,146,530 | | 11,198,280 | 37,970,044 | 8,143,969 | 32,603,221 |
| Non-Current Assets | | | | | | |
| Lease Receivable - Long Term | 254,214 | | | | | |
| Total Assets | 87,187,881 | 95,504 | 21,291,122 | 51,958,013 | 13,481,430 | 40,204,224 |
| DEFERRED OUTFLOWS OF RESOURCES | | | | | | |
| Total Deferred Outflows Of Resources | 744,483 | 400,772 | 248,535 | 543,653 | 892,641 | 732,821 |
| LIABILITIES | | | | | | |
| Current Liabilities | | | | | | |
| Accounts Payable | 536,395 | 104,666 | 65,356 | 609,374 | 112,149 | 346,429 |
| Accrued Wages and Benefits Payable | (476) | 431 | - | (900) | (1,736) | 167 |
| Interest Payable | 56,982 | | | 59,699 | | 99,566 |
| Customer Deposits | 70,850 | | | | | |
| Total Current Liabilities | 663,752 | 105,097 | 65,356 | 668,173 | 110,413 | 446,161 |
| Non-Current Liabilities | | | | | | |
| Notes Payable | 2,826,285 | | | 13,475,860 | | 5,328,058 |
| Closure & Post Closure Costs | | | | | | 8,466,858 |
| Accrued Comp ABS | 115,666 | 44,601 | 35,283 | 78,941 | 116,259 | 127,810 |
| Net Pension Liability | 2,011,937 | 1,008,810 | 770,106 | 1,403,809 | 2,432,512 | 2,000,571 |
| Net OPEB Liability | 85,685 | 48,402 | 25,587 | 64,575 | 102,118 | 83,725 |
| Total Non-Current Liabilities | 5,039,573 | 1,101,813 | 830,976 | 15,023,185 | 2,650,889 | 16,007,022 |
| Total Liabilities | 5,703,324 | 1,206,910 | 896,331 | 15,691,358 | 2,761,302 | 16,453,183 |
| DEFERRED INFLOWS OF RESOURCES | | | | | | |
| Total Deferred Inflows Of Resources | 295,266 | 25,562 | 15,014 | 34,470 | 55,858 | 45,836 |
| NET POSITION | | | | | | |
| Net Investment in Capital Assets | 58,583,043 | | 11,198,280 | 24,494,184 | 8,143,969 | 27,275,163 |
| Unrestricted | 23,350,730 | (736,197) | 9,430,032 | 12,281,653 | 3,412,943 | (2,837,138) |
| Total Net Position | 81,933,773 | (736,197) | 20,628,313 | 36,775,837 | 11,556,912 | 24,438,025 |

City of Casper, Wyoming
Utility Enterprise Funds Revenue and Expenditure Comparison
 For Fiscal Year 2024 as of December 31, 2023
 50.00 % OF THE FISCAL YEAR HAS ELAPSED

Utility Enterprise Funds YTD Revenue and Expenditure Comparison



Utility Enterprise Funds MTD Revenue and Expenditure Comparison



City of Casper, Wyoming
Water Distribution Fund Statement of Revenues and Expenditures
For Fiscal Year 2024 as of December 31, 2023
50.00 % OF THE FISCAL YEAR HAS ELAPSED

| | Revised Budget | Current Year To Date | Current Year % of Budget |
|-----------------------|----------------------|-------------------------|-----------------------------|
| Revenues: | | | |
| Goods and Svcs Rev | \$ 13,835,685 | \$ 7,775,288 | 56.20% |
| Misc Revenue | 483,363 | 326,135 | 67.47% |
| Utility Revenue | 874,000 | 505,758 | 57.87% |
| Other Sources | 716,390 | 363,206 | 50.70% |
| Total Revenues | \$ 15,909,438 | \$ 8,970,386 | 56.38% |

| | Revised Budget | Current Year To Date | Current Year % of Budget |
|---------------------------|----------------------|-------------------------|-----------------------------|
| Expenditures: | | | |
| Personnel Services | \$ 2,545,023 | \$ 1,188,550 | 46.70% |
| Materials & Supplies | 9,104,057 | 4,565,885 | 50.15% |
| Contractual Services | 1,750,446 | 730,428 | 41.73% |
| Capital Outlay | 10,169,230 | 1,430,104 | 14.06% |
| Debt Service | 656,714 | 562,781 | 85.70% |
| Transfers Out | 5,989 | 2,767 | 46.20% |
| Other Costs | 210,708 | 95,321 | 45.24% |
| Utility Expense | 27,200 | 6,783 | 24.94% |
| Total Expenditures | \$ 24,469,367 | \$ 8,582,620 | 35.07% |

Net Revenue (Shortfall) **\$ (8,559,929)** **\$ 387,767** **21.31%**

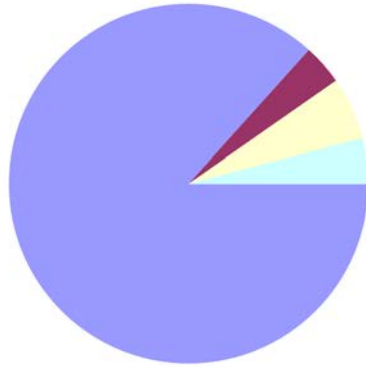
Water Distribution Fund Summary of Cash and Investments

| | |
|-------------|----------------------|
| Cash | \$ 587,162 |
| Investments | 24,152,913 |
| | \$ 24,740,075 |

City of Casper, Wyoming
Water Distribution Fund Summary of Revenues and Expenditures
 For Fiscal Year 2024 as of December 31, 2023
 50.00 % OF THE FISCAL YEAR HAS ELAPSED

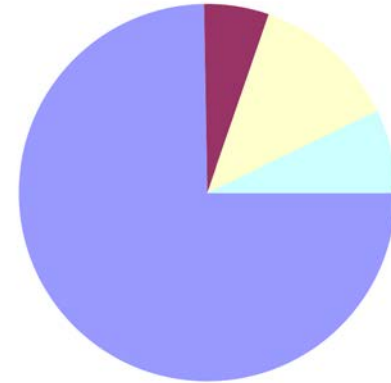
Year To Date Revenues
\$8,970,386

- Goods and Svcs Rev-\$7,775,288
- Misc Revenue-\$326,135
- Utility Revenue-\$505,758
- Other Sources-\$363,206



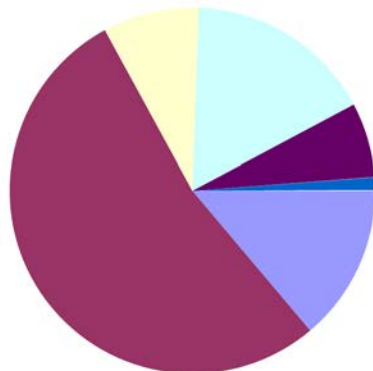
Month To Date Revenues
\$827,873

- Goods and Svcs Rev-\$618,650
- Misc Revenue-\$46,004
- Utility Revenue-\$104,355
- Other Sources-\$58,864



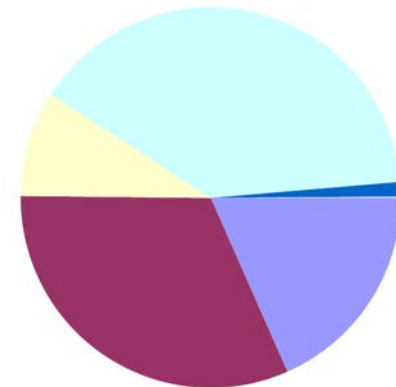
Year To Date Expenditures
\$8,582,620

- Personnel Services-\$1,188,550
- Materials & Supplies-\$4,565,885
- Contractual Services-\$730,428
- Capital Outlay-\$1,430,104
- Debt Service-\$562,781
- Transfers Out-\$2,767
- Other Costs-\$95,321
- Utility Expense-\$6,783



Month To Date Expenditures
\$1,243,719

- Personnel Services-\$228,672
- Materials & Supplies-\$395,246
- Contractual Services-\$111,105
- Capital Outlay-\$491,654
- Debt Service-\$0
- Transfers Out-\$367
- Other Costs-\$15,135
- Utility Expense-\$1,540



City of Casper, Wyoming
Water Treatment Plant Ops Fund Statement of Revenues and Expenditures
For Fiscal Year 2024 as of December 31, 2023
50.00 % OF THE FISCAL YEAR HAS ELAPSED

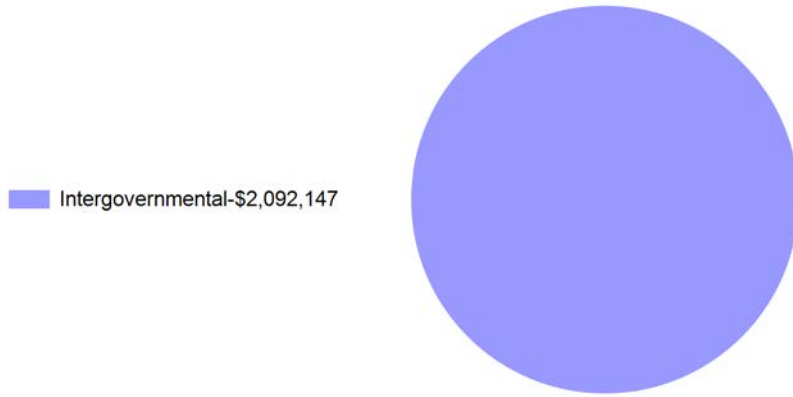
| | Revised Budget | Current Year To Date | Current Year % of Budget |
|--------------------------------|---------------------|-------------------------|-----------------------------|
| Revenues: | | | |
| Intergovernmental | \$ 4,344,283 | \$ 2,092,147 | 48.16% |
| Total Revenues | \$ 4,344,283 | \$ 2,092,147 | 48.16% |
| | | | |
| | Revised Budget | Current Year To Date | Current Year % of Budget |
| Expenditures: | | | |
| Personnel Services | \$ 1,274,037 | \$ 532,615 | 41.81% |
| Materials & Supplies | 2,575,300 | 1,331,131 | 51.69% |
| Contractual Services | 397,623 | 190,359 | 47.87% |
| Other Costs | 34,623 | 15,198 | 43.89% |
| Utility Expense | 62,700 | 22,753 | 36.29% |
| Total Expenditures | \$ 4,344,283 | \$ 2,092,055 | 48.16% |
| | | | |
| Net Revenue (Shortfall) | \$ - | \$ 92 | 0.00% |

Water Treatment Plant Ops Fund Summary of Cash and Investments

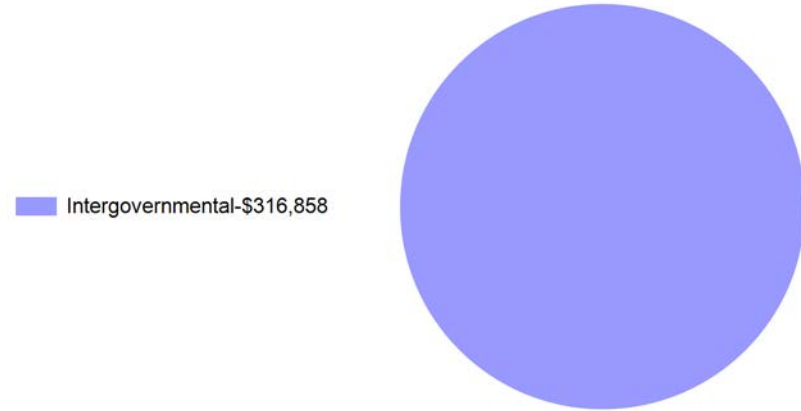
| | |
|-------------|---------------------|
| Cash | \$ (221,354) |
| Investments | - |
| | \$ (221,354) |

City of Casper, Wyoming
Water Treatment Plant Ops Summary of Revenues and Expenditures
 For Fiscal Year 2024 as of December 31, 2023
 50.00 % OF THE FISCAL YEAR HAS ELAPSED

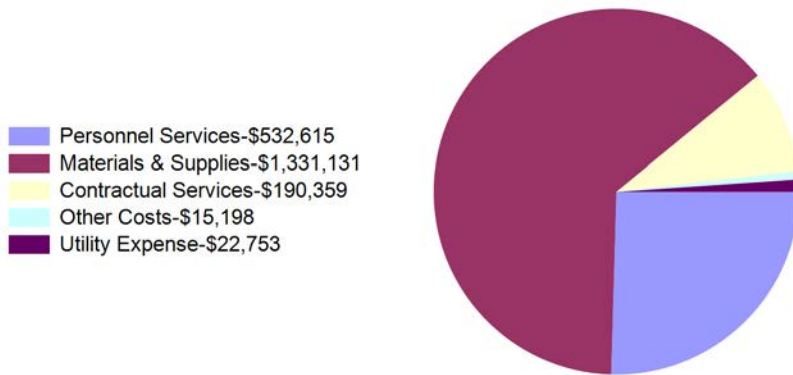
Year To Date Revenues
\$2,092,147



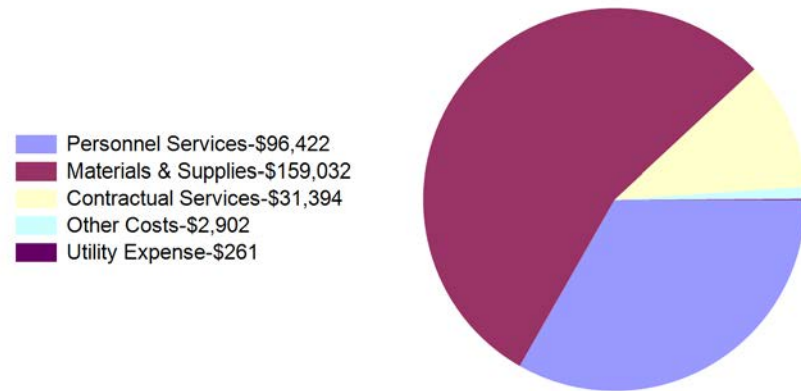
Month To Date Revenues
\$316,858



Year To Date Expenditures
\$2,092,055



Month To Date Expenditures
\$290,012



City of Casper, Wyoming
Sewer Fund Statement of Revenues and Expenditures
For Fiscal Year 2024 as of December 31, 2023
50.00 % OF THE FISCAL YEAR HAS ELAPSED

| | <u>Revised Budget</u> | <u>Current Year To Date</u> | <u>Current Year % of Budget</u> |
|-----------------------|-----------------------|-----------------------------|---------------------------------|
| Revenues: | | | |
| Goods and Svcs Rev | \$ 7,780,599 | \$ 3,848,703 | 49.47% |
| Misc Revenue | 155,089 | 120,402 | 77.63% |
| Utility Revenue | 40,000 | 12,972 | 32.43% |
| Other Sources | 170,321 | 90,172 | 52.94% |
| Total Revenues | \$ 8,146,009 | \$ 4,072,249 | 49.99% |

| | <u>Revised Budget</u> | <u>Current Year To Date</u> | <u>Current Year % of Budget</u> |
|--------------------------------|-----------------------|-----------------------------|---------------------------------|
| Expenditures: | | | |
| Personnel Services | \$ 933,563 | \$ 446,917 | 47.87% |
| Materials & Supplies | 99,600 | 40,259 | 40.42% |
| Contractual Services | 420,590 | 205,060 | 48.76% |
| Capital Outlay | 4,144,709 | 324,404 | 7.83% |
| Transfers Out | 292 | 115 | 39.48% |
| Other Costs | 54,556 | 18,223 | 33.40% |
| Utility Expense | 5,907,086 | 2,241,361 | 37.94% |
| Total Expenditures | \$ 11,560,396 | \$ 3,276,339 | 28.34% |
| Net Revenue (Shortfall) | \$ (3,414,387) | \$ 795,910 | 21.65% |

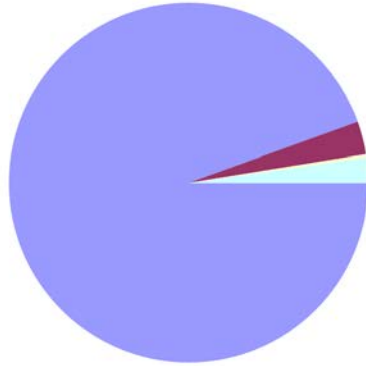
Sewer Fund Summary of Cash and Investments

| | |
|-------------|---------------------|
| Cash | \$ 43,255 |
| Investments | 9,510,890 |
| | <u>\$ 9,554,145</u> |

City of Casper, Wyoming
Sewer Fund Summary of Revenues and Expenditures
 For Fiscal Year 2024 as of December 31, 2023
 50.00 % OF THE FISCAL YEAR HAS ELAPSED

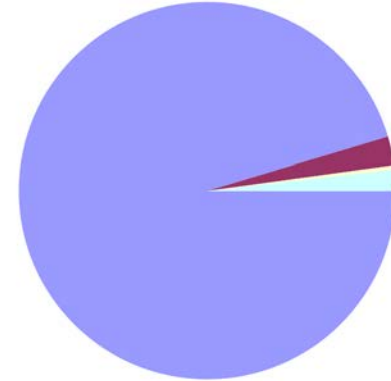
Year To Date Revenues
\$4,072,249

- Goods and Svcs Rev-\$3,848,703
- Misc Revenue-\$120,402
- Utility Revenue-\$12,972
- Other Sources-\$90,172



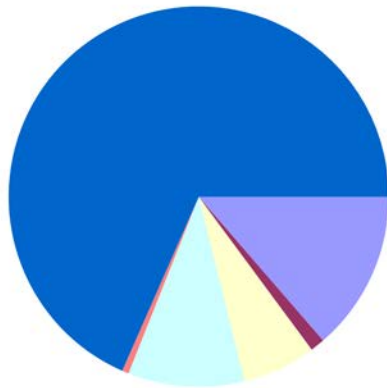
Month To Date Revenues
\$742,683

- Goods and Svcs Rev-\$708,432
- Misc Revenue-\$18,242
- Utility Revenue-\$2,651
- Other Sources-\$13,358



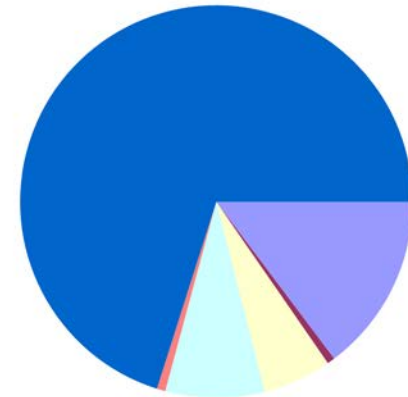
Year To Date Expenditures
\$3,276,339

- Personnel Services-\$446,917
- Materials & Supplies-\$40,259
- Contractual Services-\$205,060
- Capital Outlay-\$324,404
- Transfers Out-\$115
- Other Costs-\$18,223
- Utility Expense-\$2,241,361



Month To Date Expenditures
\$594,625

- Personnel Services-\$87,649
- Materials & Supplies-\$3,761
- Contractual Services-\$33,625
- Capital Outlay-\$48,610
- Transfers Out-\$15
- Other Costs-\$4,086
- Utility Expense-\$416,877



City of Casper, Wyoming
Wastewater Treatment Plant Fund Statement of Revenues and Expenditures
For Fiscal Year 2024 as of December 31, 2023
50.00 % OF THE FISCAL YEAR HAS ELAPSED

| | <u>Revised Budget</u> | <u>Current Year To Date</u> | <u>Current Year % of Budget</u> |
|-----------------------|-----------------------|-----------------------------|---------------------------------|
| Revenues: | | | |
| Intergovernmental | \$ 9,967,708 | \$ 3,077,462 | 30.87% |
| Misc Revenue | 239,884 | 160,251 | 66.80% |
| Utility Revenue | 630,000 | 341,210 | 54.16% |
| Total Revenues | \$ 10,837,592 | \$ 3,578,924 | 33.02% |

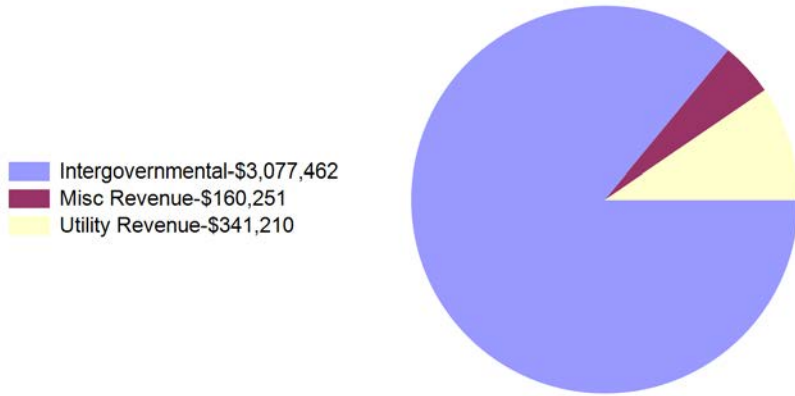
| | <u>Revised Budget</u> | <u>Current Year To Date</u> | <u>Current Year % of Budget</u> |
|--------------------------------|-----------------------|-----------------------------|---------------------------------|
| Expenditures: | | | |
| Personnel Services | \$ 1,694,252 | \$ 797,814 | 47.09% |
| Materials & Supplies | 1,434,200 | 502,212 | 35.02% |
| Contractual Services | 799,632 | 344,677 | 43.10% |
| Capital Outlay | 7,512,861 | 272,216 | 3.62% |
| Debt Service | 846,297 | 799,652 | 94.49% |
| Other Costs | 249,772 | 122,398 | 49.00% |
| Utility Expense | 77,000 | 19,073 | 24.77% |
| Total Expenditures | \$ 12,614,014 | \$ 2,858,042 | 22.66% |
| Net Revenue (Shortfall) | \$ (1,776,422) | \$ 720,882 | 10.37% |

Wastewater Treatment Plant Fund Summary of Cash and Investments

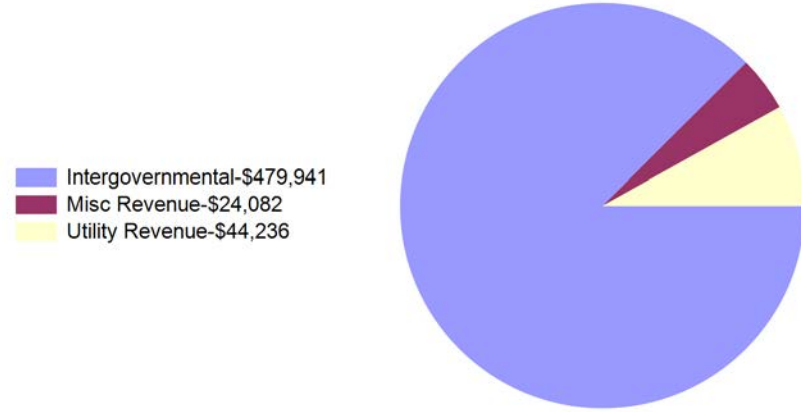
| | |
|-------------|----------------------|
| Cash | \$ 344,222 |
| Investments | 13,028,812 |
| | <u>\$ 13,373,033</u> |

City of Casper, Wyoming
Sewer Fund Summary of Revenues and Expenditures
 For Fiscal Year 2024 as of December 31, 2023
 50.00 % OF THE FISCAL YEAR HAS ELAPSED

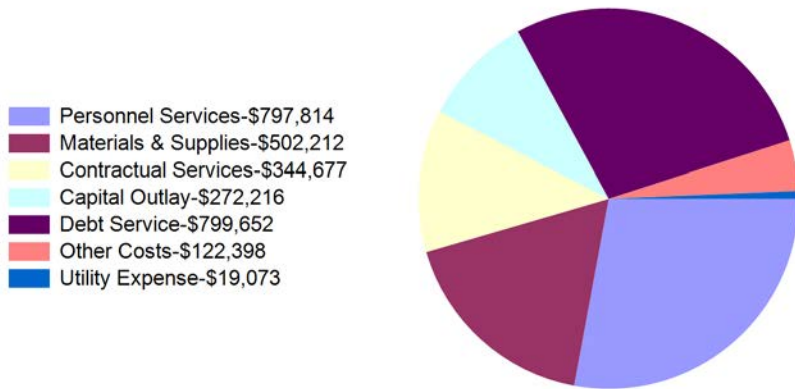
Year To Date Revenues
\$3,578,924



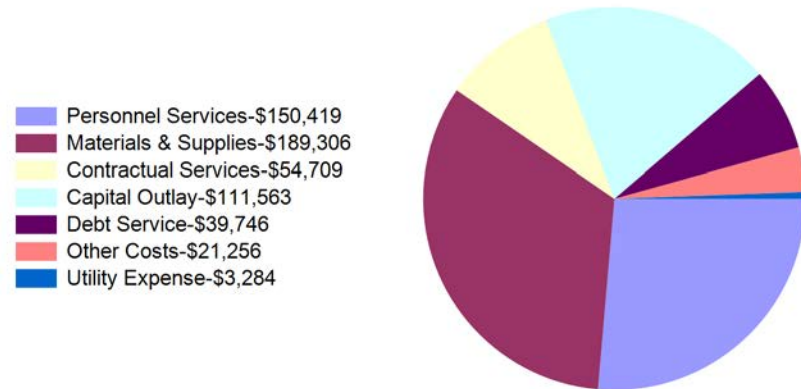
Month To Date Revenues
\$548,260



Year To Date Expenditures
\$2,858,042



Month To Date Expenditures
\$570,282



City of Casper, Wyoming
Refuse Collection Fund Statement of Revenues and Expenditures
For Fiscal Year 2024 as of December 31, 2023
50.00 % OF THE FISCAL YEAR HAS ELAPSED

| | <u>Revised Budget</u> | <u>Current Year To Date</u> | <u>Current Year % of Budget</u> |
|-----------------------|-----------------------|-----------------------------|---------------------------------|
| Revenues: | | | |
| Misc Revenue | \$ 69,978 | \$ 54,059 | 77.25% |
| Utility Revenue | 10,635,050 | 4,648,912 | 43.71% |
| Other Sources | 10,022 | 10,022 | 100.00% |
| Total Revenues | \$ 10,715,050 | \$ 4,712,994 | 43.98% |

| | <u>Revised Budget</u> | <u>Current Year To Date</u> | <u>Current Year % of Budget</u> |
|---------------------------|-----------------------|-----------------------------|---------------------------------|
| Expenditures: | | | |
| Personnel Services | \$ 2,749,165 | \$ 1,308,960 | 47.61% |
| Materials & Supplies | 714,302 | 295,448 | 41.36% |
| Contractual Services | 4,360,111 | 2,242,347 | 51.43% |
| Capital Outlay | 4,185,964 | 375,387 | 8.97% |
| Transfers Out | 25,000 | 25,000 | 100.00% |
| Other Costs | 124,968 | 54,945 | 43.97% |
| Utility Expense | 3,000 | 757 | 25.23% |
| Total Expenditures | \$ 12,162,510 | \$ 4,302,844 | 35.38% |

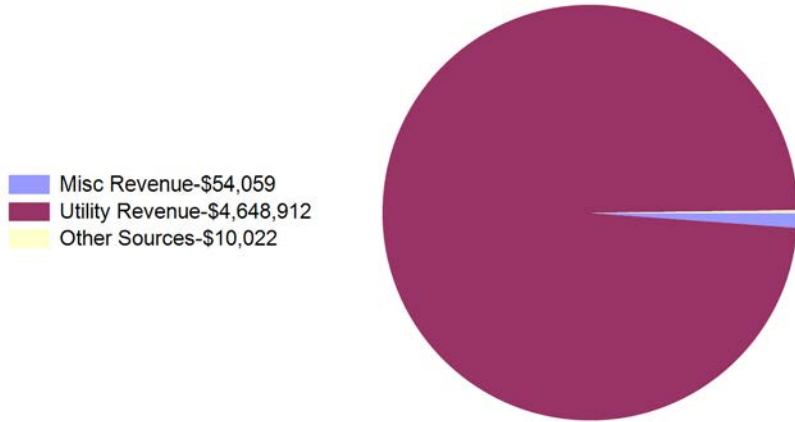
Net Revenue (Shortfall) \$ (1,447,460) \$ 410,150 8.61%

Refuse Collection Fund Summary of Cash and Investments

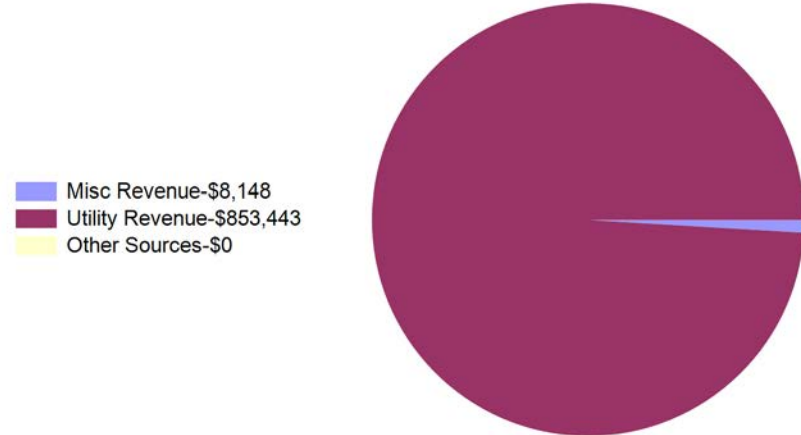
| | |
|-------------|---------------------|
| Cash | \$ 275,035 |
| Investments | 4,483,022 |
| | <u>\$ 4,758,057</u> |

City of Casper, Wyoming
Refuse Collection Fund Summary of Revenues and Expenditures
 For Fiscal Year 2024 as of December 31, 2023
 50.00 % OF THE FISCAL YEAR HAS ELAPSED

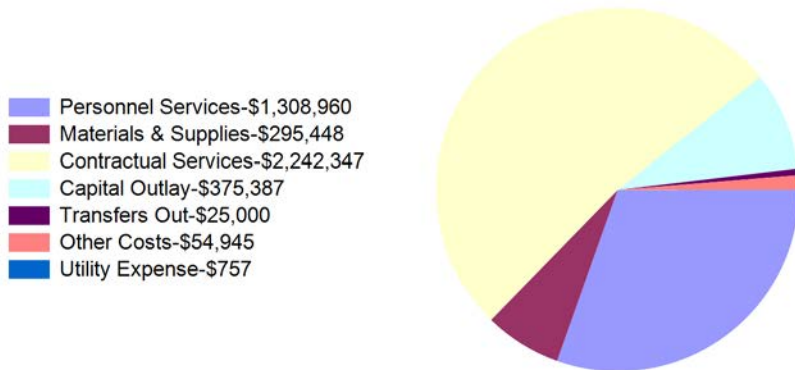
Year To Date Revenues
\$4,712,994



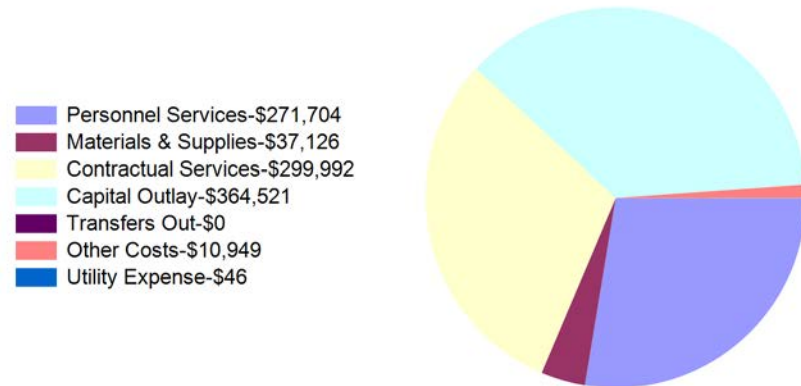
Month To Date Revenues
\$861,591



Year To Date Expenditures
\$4,302,844



Month To Date Expenditures
\$984,338



City of Casper, Wyoming
Balefill Fund Statement of Revenues and Expenditures
For Fiscal Year 2024 as of December 31, 2023
50.00 % OF THE FISCAL YEAR HAS ELAPSED

| | <u>Revised Budget</u> | <u>Current Year To Date</u> | <u>Current Year % of Budget</u> |
|-----------------------|-----------------------|-----------------------------|---------------------------------|
| Revenues: | | | |
| Intergovernmental | \$ 955,140 | \$ 37,175 | 3.89% |
| Goods and Svcs Rev | 266,100 | 172,994 | 65.01% |
| Misc Revenue | 276,588 | 108,102 | 39.08% |
| Utility Revenue | 6,629,900 | 3,600,648 | 54.31% |
| Total Revenues | \$ 8,127,728 | \$ 3,918,918 | 48.22% |


| | <u>Revised Budget</u> | <u>Current Year To Date</u> | <u>Current Year % of Budget</u> |
|--------------------------------|-----------------------|-----------------------------|---------------------------------|
| Expenditures: | | | |
| Personnel Services | \$ 2,634,229 | \$ 1,182,739 | 44.90% |
| Materials & Supplies | 1,567,552 | 436,950 | 27.87% |
| Contractual Services | 2,744,377 | 1,017,915 | 37.09% |
| Capital Outlay | 4,555,127 | 1,077,806 | 23.66% |
| Debt Service | 482,346 | 342,174 | 70.94% |
| Transfers Out | 10,000 | 10,000 | 100.00% |
| Other Costs | 246,929 | 115,154 | 46.63% |
| Utility Expense | 22,550 | 14,197 | 62.96% |
| Total Expenditures | \$ 12,263,110 | \$ 4,196,935 | 34.22% |
| Net Revenue (Shortfall) | \$ (4,135,381) | \$ (278,016) | 13.99% |

Balefill Fund Summary of Cash and Investments


| | |
|-------------|---------------------|
| Cash | \$ 51,385 |
| Investments | 7,166,404 |
| | <u>\$ 7,217,789</u> |

City of Casper, Wyoming
Balefill Fund Summary of Revenues and Expenditures
For Fiscal Year 2024 as of December 31, 2023
50.00 % OF THE FISCAL YEAR HAS ELAPSED

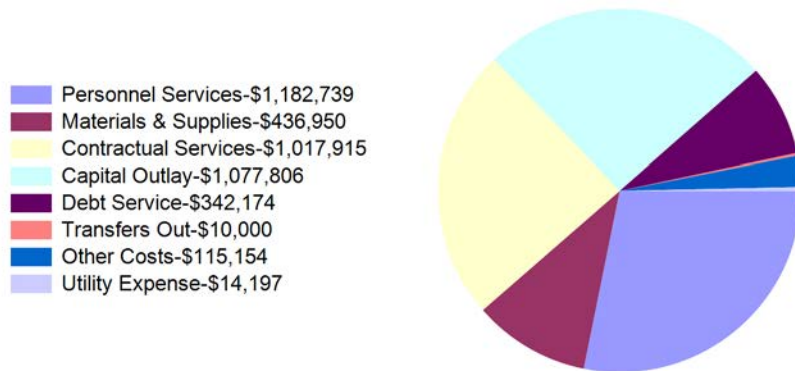
Year To Date Revenues
\$3,918,918



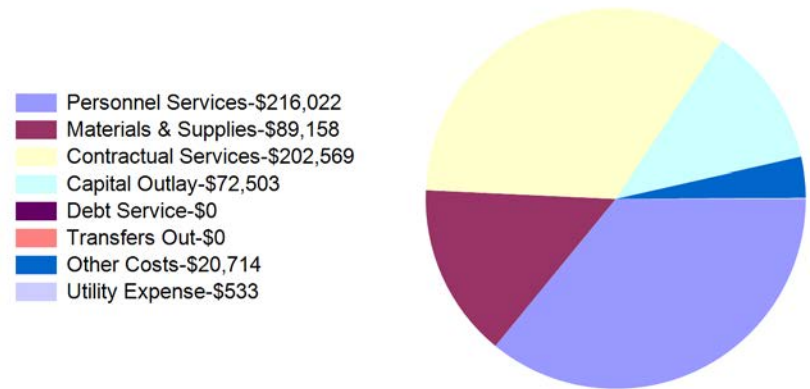
Month To Date Revenues
\$525,977



Year To Date Expenditures
\$4,196,935



Month To Date Expenditures
\$601,498

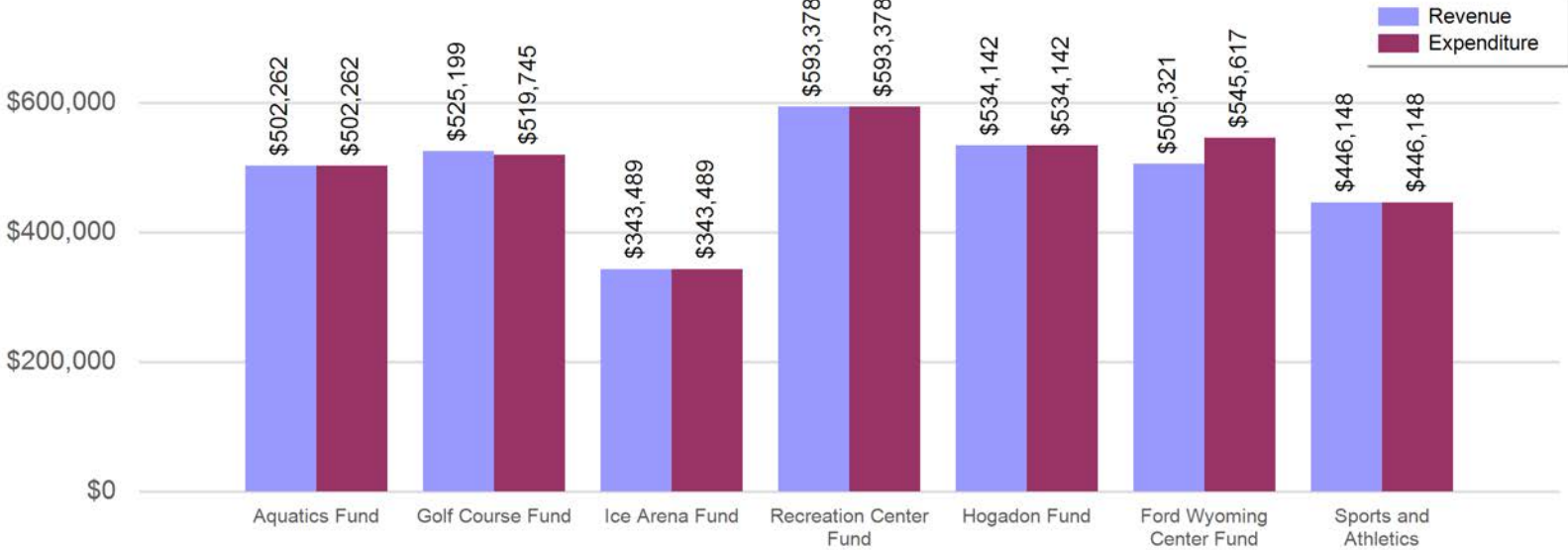


City of Casper, Wyoming
Parks & Recreation Enterprise Funds Consolidated Balance Sheet
For Fiscal Year 2024 as of December 31, 2023
50.00 % OF THE FISCAL YEAR HAS ELAPSED

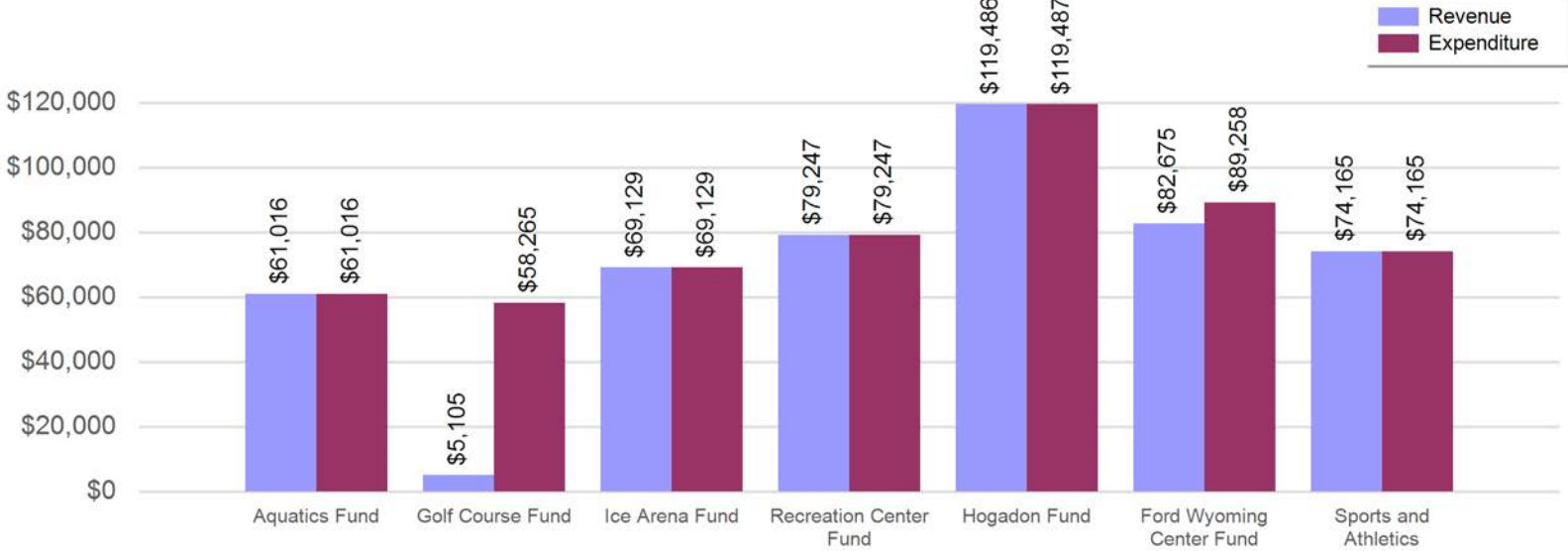
| | Aquatics Fund | Golf Course Fund | Ice Arena Fund | Recreation Center Fund | Hogadon Fund | Ford Wyoming Center Fund | Sports and Athletics |
|---|-------------------|------------------|------------------|------------------------|------------------|--------------------------|----------------------|
| ASSETS | | | | | | | |
| Current Assets | | | | | | | |
| Cash | 8,605 | 597,338 | (343) | 26,342 | (42,548) | 625,441 | 10,849 |
| Investments | | | | | | 803,285 | |
| Inventory | | 35,273 | | | 20,495 | | |
| Grants Receivable | | | | | | - | |
| Accounts Receivable | | 2,811 | 8,482 | 623 | 40,238 | 3,000 | |
| Lease Receivable - Short Term | | 23,792 | | | | 15,119 | |
| Total Current Assets | 8,605 | 659,213 | 8,138 | 26,965 | 18,186 | 1,446,845 | 10,849 |
| Capital Assets | | | | | | | |
| Land, Buildings & Improvements | 14,432,867 | 7,097,801 | 5,328,515 | 7,333,709 | 10,372,812 | 34,200,275 | |
| Equipment | 47,801 | 1,272,125 | 302,111 | 387,647 | 2,329,091 | 1,755,264 | |
| Accumulated Depreciation | (3,990,239) | (5,495,973) | (2,123,904) | (5,122,466) | (4,189,634) | (23,706,318) | |
| Total Capital Assets | 10,490,430 | 2,873,954 | 3,506,722 | 2,598,890 | 8,512,269 | 12,249,221 | |
| Non-Current Assets | | | | | | | |
| Lease Receivable - Long Term | | | | | | 148,351 | |
| Total Assets | 10,499,035 | 3,533,167 | 3,514,861 | 2,625,855 | 8,530,454 | 13,844,417 | 10,849 |
| DEFERRED OUTFLOWS OF RESOURCES | | | | | | | |
| Total Deferred Outflows Of Resources | 58,265 | 109,974 | 55,189 | 162,028 | 147,176 | | |
| LIABILITIES | | | | | | | |
| Current Liabilities | | | | | | | |
| Accounts Payable | 8,605 | 14,474 | 8,174 | 19,732 | 18,186 | 1,414,904 | 10,849 |
| Accrued Wages and Benefits Payable | - | - | (36) | 79 | - | | - |
| Deferred Revenue | | 936 | | 7,154 | | | |
| Total Current Liabilities | 8,605 | 15,410 | 8,138 | 26,965 | 18,186 | 1,414,904 | 10,849 |
| Non-Current Liabilities | | | | | | | |
| Accrued Comp ABS | 15,654 | 20,647 | 6,699 | 22,755 | 20,085 | | - |
| Net Pension Liability | 221,654 | 375,107 | 159,136 | 463,200 | 394,999 | | |
| Net OPEB Liability | 4,738 | 10,269 | 6,046 | 17,872 | 17,023 | | |
| Total Non-Current Liabilities | 242,046 | 406,023 | 171,881 | 503,828 | 432,107 | | - |
| Total Liabilities | 250,651 | 421,433 | 180,020 | 530,793 | 450,293 | 1,414,904 | 10,849 |
| DEFERRED INFLOWS OF RESOURCES | | | | | | | |
| Total Deferred Inflows Of Resources | 3,281 | 30,130 | 3,403 | 10,013 | 9,245 | 155,924 | |
| NET POSITION | | | | | | | |
| Net Investment in Capital Assets | 10,490,430 | 2,897,745 | 3,506,722 | 2,598,890 | 8,512,269 | 12,412,691 | |
| Unrestricted | (187,062) | 293,833 | (120,095) | (351,813) | (294,177) | (139,102) | - |
| Total Net Position | 10,303,368 | 3,191,578 | 3,386,627 | 2,247,077 | 8,218,092 | 12,273,589 | - |

City of Casper, Wyoming
Parks & Recreation Enterprise Funds Revenue and Expenditure Comparison
 For Fiscal Year 2024 as of December 31, 2023
 50.00 % OF THE FISCAL YEAR HAS ELAPSED

Parks & Recreation Enterprise Funds YTD Revenue and Expenditure Comparison



Parks & Recreation Enterprise Funds MTD Revenue and Expenditure Comparison



City of Casper, Wyoming
Aquatics Fund Statement of Revenues and Expenditures
For Fiscal Year 2024 as of December 31, 2023
50.00 % OF THE FISCAL YEAR HAS ELAPSED


| | Revised Budget | Current Year To Date | Current Year % of Budget |
|--------------------------------|-----------------------|-----------------------------|---------------------------------|
| Revenues: | | | |
| Goods and Svcs Rev | \$ 581,662 | \$ 139,161 | 23.92% |
| Misc Revenue | 70,650 | 8,179 | 11.58% |
| Other Sources | 528,854 | 354,923 | 67.11% |
| Total Revenues | \$ 1,181,166 | \$ 502,262 | 42.52% |
| | | | |
| | Revised Budget | Current Year To Date | Current Year % of Budget |
| Expenditures: | | | |
| Personnel Services | \$ 603,325 | \$ 252,832 | 41.91% |
| Materials & Supplies | 268,396 | 84,904 | 31.63% |
| Contractual Services | 226,977 | 114,188 | 50.31% |
| Other Costs | 60,918 | 27,918 | 45.83% |
| Utility Expense | 21,550 | 22,420 | 104.03% |
| Total Expenditures | \$ 1,181,166 | \$ 502,262 | 42.52% |
| Net Revenue (Shortfall) | \$ - | \$ 1 | 0.00% |
| Cost Recovery | 29.34 % | | |

Aquatics Fund Summary of Cash and Investments


| | |
|-------------|-----------------|
| Cash | \$ 8,605 |
| Investments | - |
| | \$ 8,605 |

City of Casper, Wyoming
Aquatics Fund Summary of Revenues and Expenditures
 For Fiscal Year 2024 as of December 31, 2023
 50.00 % OF THE FISCAL YEAR HAS ELAPSED

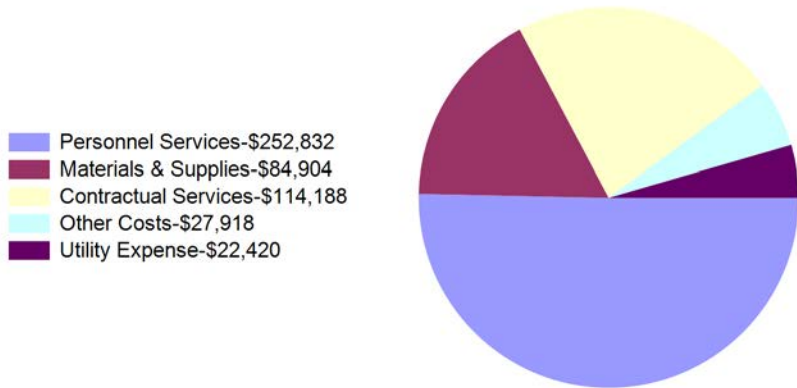
Year To Date Revenues
\$502,262



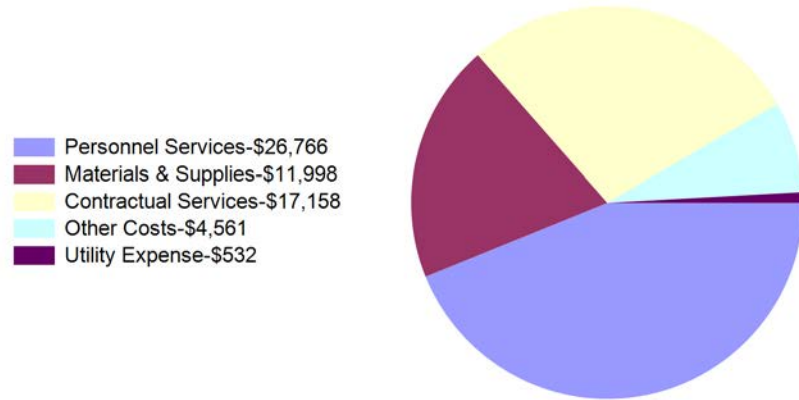
Month To Date Revenues
\$61,016



Year To Date Expenditures
\$502,262



Month To Date Expenditures
\$61,016



City of Casper, Wyoming
Golf Fund Statement of Revenues and Expenditures
For Fiscal Year 2024 as of December 31, 2023
50.00 % OF THE FISCAL YEAR HAS ELAPSED

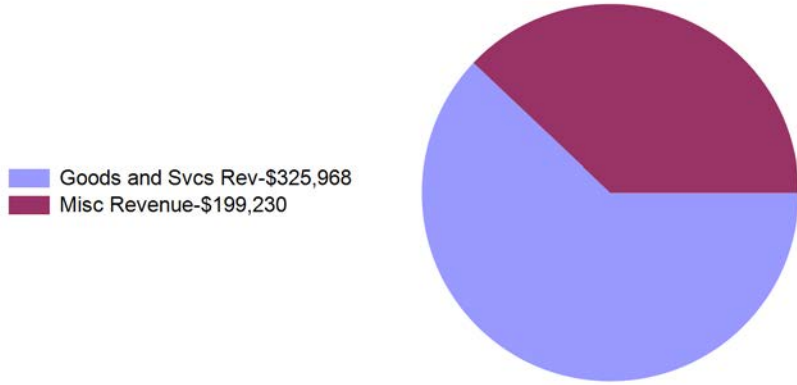
| | Revised Budget | Current Year To Date | Current Year % of Budget |
|--------------------------------|---------------------|-------------------------|-----------------------------|
| Revenues: | | | |
| Goods and Svcs Rev | \$ 793,000 | \$ 325,968 | 41.11% |
| Misc Revenue | 321,000 | 199,230 | 62.07% |
| Total Revenues | \$ 1,114,000 | \$ 525,199 | 47.15% |
| | | | |
| | Revised Budget | Current Year To Date | Current Year % of Budget |
| Expenditures: | | | |
| Personnel Services | \$ 562,178 | \$ 303,782 | 54.04% |
| Materials & Supplies | 184,848 | 80,608 | 43.61% |
| Contractual Services | 146,545 | 109,891 | 74.99% |
| Capital Outlay | 122,900 | - | 0.00% |
| Other Costs | 42,281 | 15,019 | 35.52% |
| Utility Expense | 23,000 | 10,444 | 45.41% |
| Total Expenditures | \$ 1,081,752 | \$ 519,745 | 48.05% |
| Net Revenue (Shortfall) | \$ 32,248 | \$ 5,454 | -0.90% |

Golf Fund Summary of Cash and Investments

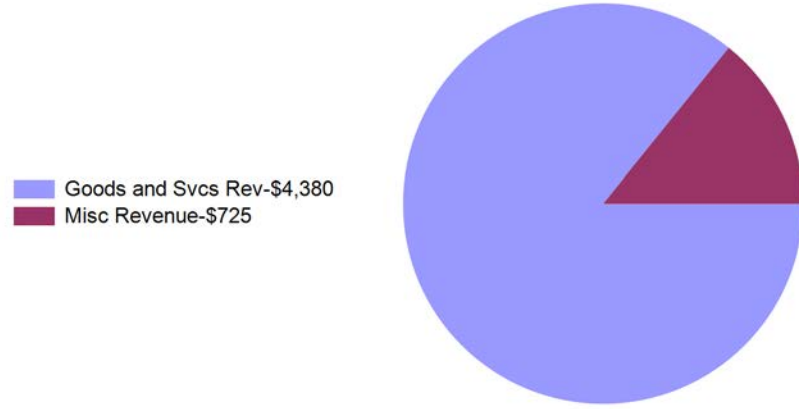
| | |
|-------------|-------------------|
| Cash | \$ 597,338 |
| Investments | - |
| | \$ 597,338 |

City of Casper, Wyoming
Golf Fund Summary of Revenues and Expenditures
 For Fiscal Year 2024 as of December 31, 2023
 50.00 % OF THE FISCAL YEAR HAS ELAPSED

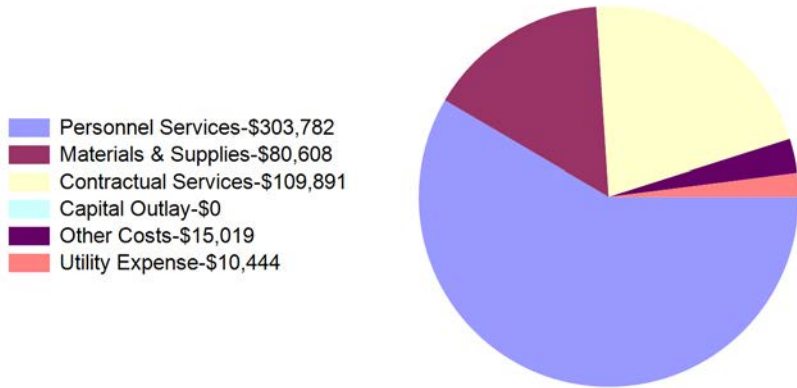
Year To Date Revenues
\$525,199



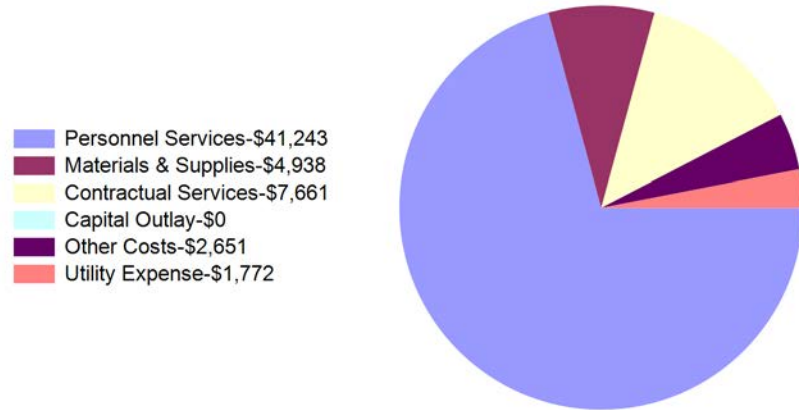
Month To Date Revenues
\$5,105



Year To Date Expenditures
\$519,745



Month To Date Expenditures
\$58,265



City of Casper, Wyoming
Ice Arena Fund Statement of Revenues and Expenditures
For Fiscal Year 2024 as of December 31, 2023
50.00 % OF THE FISCAL YEAR HAS ELAPSED

| | <u>Revised Budget</u> | <u>Current Year To Date</u> | <u>Current Year % of Budget</u> |
|-----------------------|-----------------------|-----------------------------|---------------------------------|
| Revenues: | | | |
| Goods and Svcs Rev | \$ 374,700 | \$ 190,891 | 50.95% |
| Misc Revenue | 33,860 | 18,595 | 54.92% |
| Other Sources | 268,617 | 134,004 | 49.89% |
| Total Revenues | \$ 677,177 | \$ 343,489 | 50.72% |

| | <u>Revised Budget</u> | <u>Current Year To Date</u> | <u>Current Year % of Budget</u> |
|---------------------------|-----------------------|-----------------------------|---------------------------------|
| Expenditures: | | | |
| Personnel Services | \$ 349,131 | \$ 182,563 | 52.29% |
| Materials & Supplies | 137,576 | 71,277 | 51.81% |
| Contractual Services | 153,193 | 71,853 | 46.90% |
| Other Costs | 21,477 | 11,017 | 51.30% |
| Utility Expense | 15,800 | 6,778 | 42.90% |
| Total Expenditures | \$ 677,177 | \$ 343,489 | 50.72% |

Net Revenue (Shortfall) \$ - \$ - 0.00%

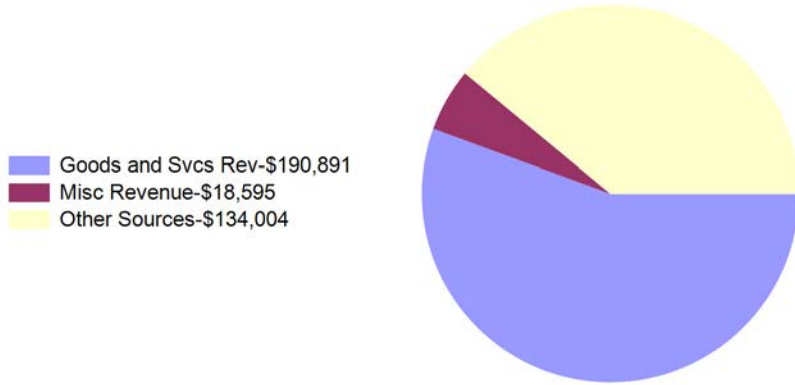
Cost Recovery 60.99 %

Ice Arena Fund Summary of Cash and Investments

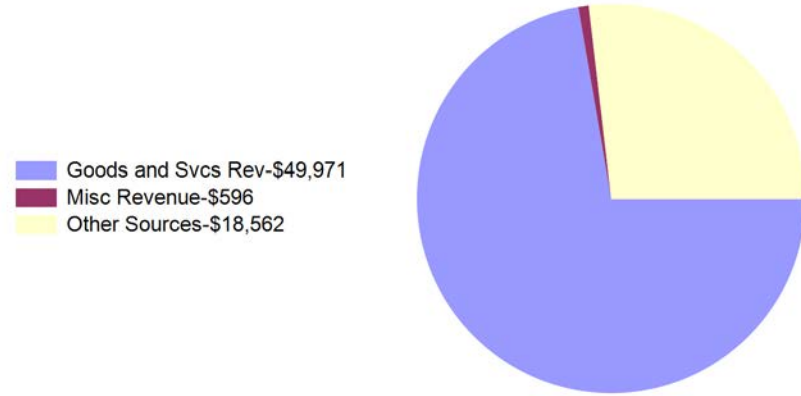
| | |
|-------------|-----------------|
| Cash | \$ (343) |
| Investments | - |
| | \$ (343) |

City of Casper, Wyoming
Ice Arena Fund Summary of Revenues and Expenditures
For Fiscal Year 2024 as of December 31, 2023
50.00 % OF THE FISCAL YEAR HAS ELAPSED

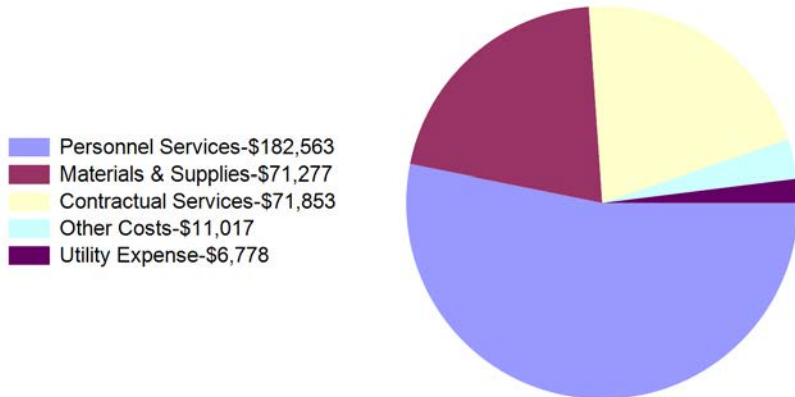
Year To Date Revenues
\$343,489



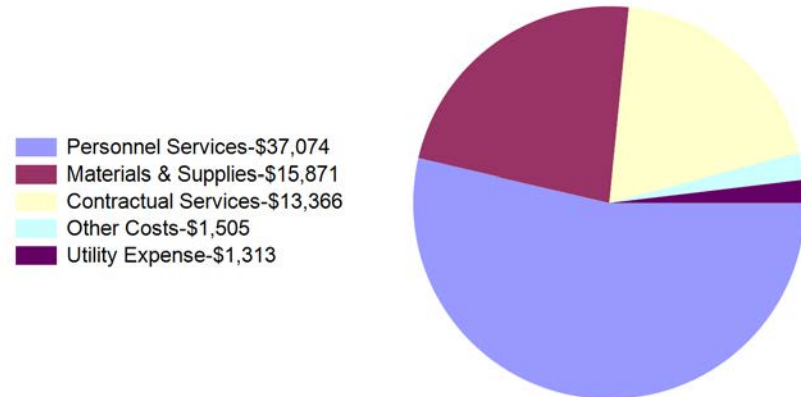
Month To Date Revenues
\$69,129



Year To Date Expenditures
\$343,489



Month To Date Expenditures
\$69,129



City of Casper, Wyoming
Recreation Center Statement of Revenues and Expenditures
For Fiscal Year 2024 as of December 31, 2023
50.00 % OF THE FISCAL YEAR HAS ELAPSED

| | <u>Revised Budget</u> | <u>Current Year To Date</u> | <u>Current Year % of Budget</u> |
|-----------------------|-----------------------|-----------------------------|---------------------------------|
| Revenues: | | | |
| Intergovernmental | \$ 113,248 | \$ 105,627 | 93.27% |
| Goods and Svcs Rev | 402,800 | 101,336 | 25.16% |
| Misc Revenue | 22,000 | 20,659 | 93.91% |
| Other Sources | 614,629 | 365,756 | 59.51% |
| Total Revenues | \$ 1,152,677 | \$ 593,378 | 51.48% |

| | <u>Revised Budget</u> | <u>Current Year To Date</u> | <u>Current Year % of Budget</u> |
|--------------------------------|-----------------------|-----------------------------|---------------------------------|
| Expenditures: | | | |
| Personnel Services | \$ 635,902 | \$ 297,671 | 46.81% |
| Materials & Supplies | 188,220 | 130,414 | 69.29% |
| Contractual Services | 197,433 | 100,816 | 51.06% |
| Other Costs | 105,822 | 55,615 | 52.56% |
| Utility Expense | 25,300 | 8,862 | 35.03% |
| Total Expenditures | \$ 1,152,677 | \$ 593,378 | 51.48% |
| Net Revenue (Shortfall) | \$ - | \$ - | 0.00% |

Cost Recovery **38.36 %**

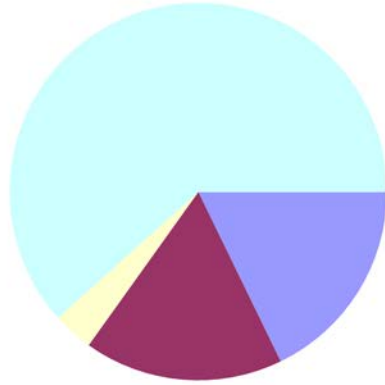
Recreation Center Fund Summary of Cash and Investments

| | |
|-------------|------------------|
| Cash | \$ 26,342 |
| Investments | - |
| | <u>\$ 26,342</u> |

City of Casper, Wyoming
Recreation Center Fund Summary of Revenues and Expenditures
For Fiscal Year 2024 as of December 31, 2023
50.00 % OF THE FISCAL YEAR HAS ELAPSED

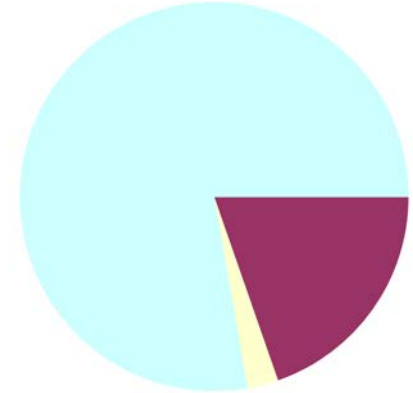
Year To Date Revenues
\$593,378

- Intergovernmental-\$105,627
- Goods and Svcs Rev-\$101,336
- Misc Revenue-\$20,659
- Other Sources-\$365,756



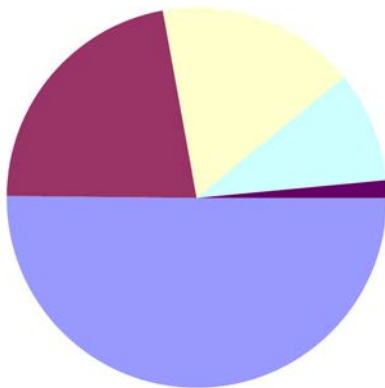
Month To Date Revenues
\$79,247

- Intergovernmental-\$0
- Goods and Svcs Rev-\$15,592
- Misc Revenue-\$2,043
- Other Sources-\$61,612



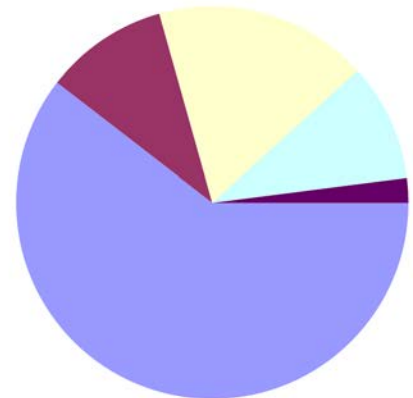
Year To Date Expenditures
\$593,378

- Personnel Services-\$297,671
- Materials & Supplies-\$130,414
- Contractual Services-\$100,816
- Other Costs-\$55,615
- Utility Expense-\$8,862



Month To Date Expenditures
\$79,247

- Personnel Services-\$47,913
- Materials & Supplies-\$8,065
- Contractual Services-\$13,997
- Other Costs-\$7,666
- Utility Expense-\$1,606



City of Casper, Wyoming
Hogadon Fund Statement of Revenues and Expenditures
For Fiscal Year 2024 as of December 31, 2023
50.00 % OF THE FISCAL YEAR HAS ELAPSED

| | <u>Revised Budget</u> | <u>Current Year To Date</u> | <u>Current Year % of Budget</u> |
|-----------------------|-----------------------|-----------------------------|---------------------------------|
| Revenues: | | | |
| Goods and Svcs Rev | \$ 732,000 | \$ 391,785 | 53.52% |
| Misc Revenue | 70,000 | 5,000 | 7.14% |
| Other Sources | 275,465 | 137,357 | 49.86% |
| Total Revenues | \$ 1,077,465 | \$ 534,142 | 49.57% |

| | <u>Revised Budget</u> | <u>Current Year To Date</u> | <u>Current Year % of Budget</u> |
|--------------------------------|-----------------------|-----------------------------|---------------------------------|
| Expenditures: | | | |
| Personnel Services | \$ 541,400 | \$ 231,633 | 42.78% |
| Materials & Supplies | 294,207 | 149,645 | 50.86% |
| Contractual Services | 161,393 | 115,434 | 71.52% |
| Other Costs | 91,215 | 36,637 | 40.17% |
| Utility Expense | 3,000 | 793 | 26.43% |
| Total Expenditures | \$ 1,091,215 | \$ 534,142 | 48.95% |
| Net Revenue (Shortfall) | \$ (13,750) | \$ (1) | 0.62% |

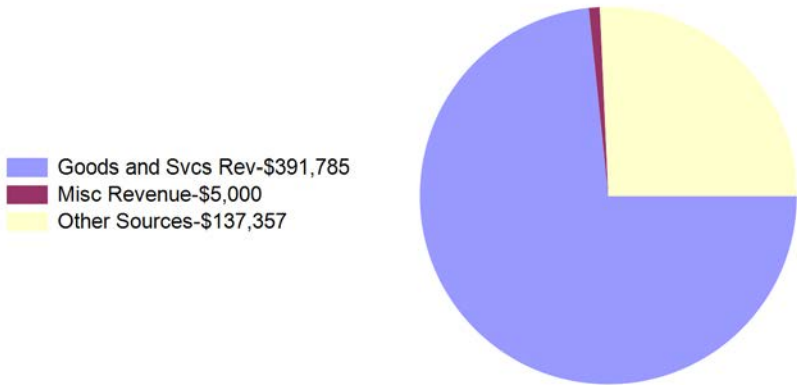
Cost Recovery **74.28 %**

Hogadon Fund Summary of Cash and Investments

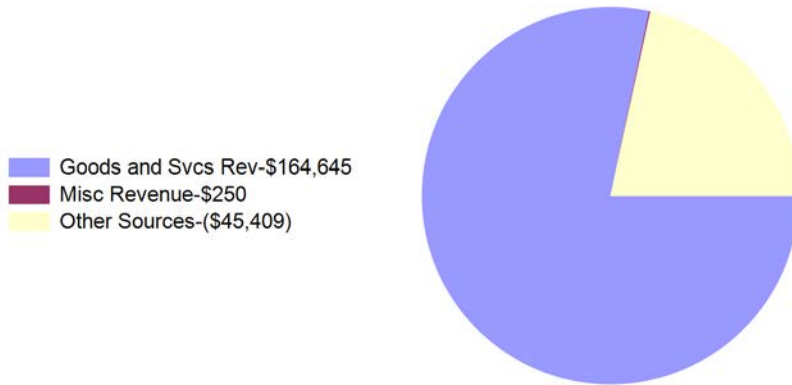
| | |
|-------------|--------------------|
| Cash | \$ (42,548) |
| Investments | - |
| | <u>\$ (42,548)</u> |

City of Casper, Wyoming
Hogadon Fund Summary of Revenues and Expenditures
 For Fiscal Year 2024 as of December 31, 2023
 50.00 % OF THE FISCAL YEAR HAS ELAPSED

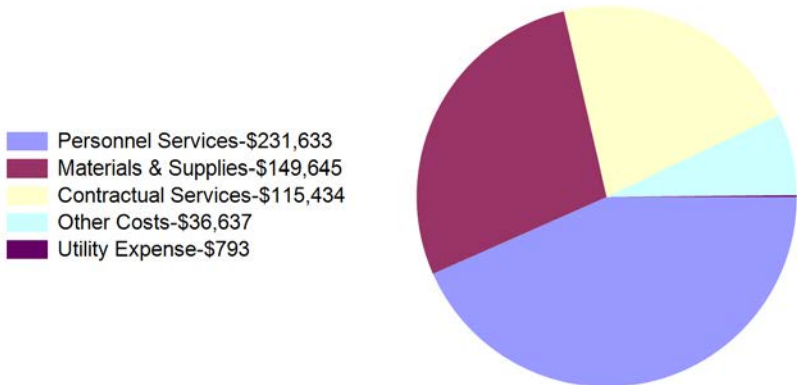
Year To Date Revenues
\$534,142



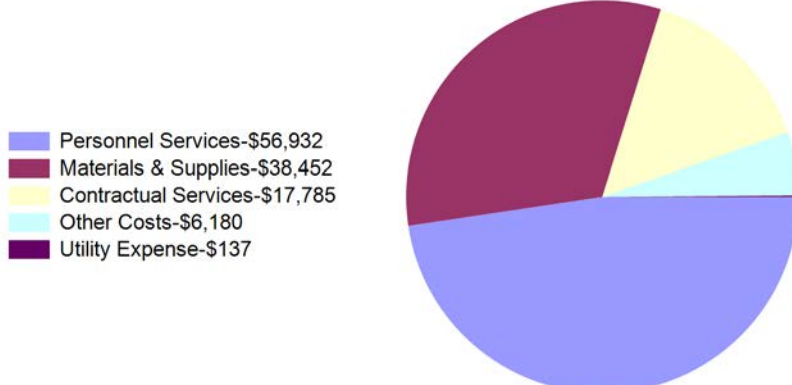
Month To Date Revenues
\$119,486



Year To Date Expenditures
\$534,142



Month To Date Expenditures
\$119,487



City of Casper, Wyoming
Ford Wyoming Center Statement of Revenues and Expenditures
For Fiscal Year 2024 as of December 31, 2023
50.00 % OF THE FISCAL YEAR HAS ELAPSED

| | <u>Revised Budget</u> | <u>Current Year To Date</u> | <u>Current Year % of Budget</u> |
|--------------------------------|-----------------------|-----------------------------|---------------------------------|
| Revenues: | | | |
| Intergovernmental | \$ 4,945 | \$ 4,844 | 97.96% |
| Misc Revenue | 18,250 | 36,691 | 201.04% |
| Other Sources | 1,084,080 | 463,786 | 42.78% |
| Total Revenues | \$ 1,107,275 | \$ 505,321 | 45.64% |
| | | | |
| | | | |
| | | | |
| Expenditures: | | | |
| Materials & Supplies | \$ 3,786 | \$ 3,786 | 100.01% |
| Contractual Services | 920,000 | 447,714 | 48.66% |
| Capital Outlay | 4,945 | 4,844 | 97.96% |
| Other Costs | 178,544 | 89,272 | 50.00% |
| Total Expenditures | \$ 1,107,275 | \$ 545,617 | 49.28% |
| Net Revenue (Shortfall) | \$ - | \$ (40,296) | -3.64% |

Ford Wyoming Center Summary of Cash and Investments

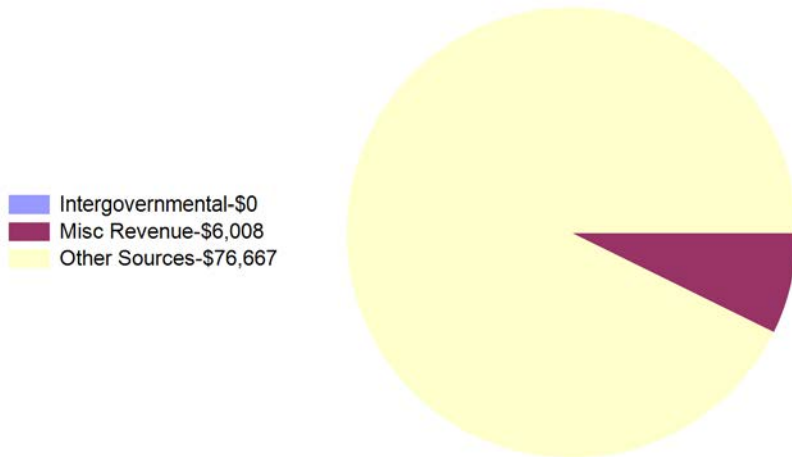
| | |
|-------------|---------------------|
| Cash | \$ 625,441 |
| Investments | 803,285 |
| | <u>\$ 1,428,726</u> |

City of Casper, Wyoming
Ford Wyoming Center Summary of Revenues and Expenditures
 For Fiscal Year 2024 as of December 31, 2023
 50.00 % OF THE FISCAL YEAR HAS ELAPSED

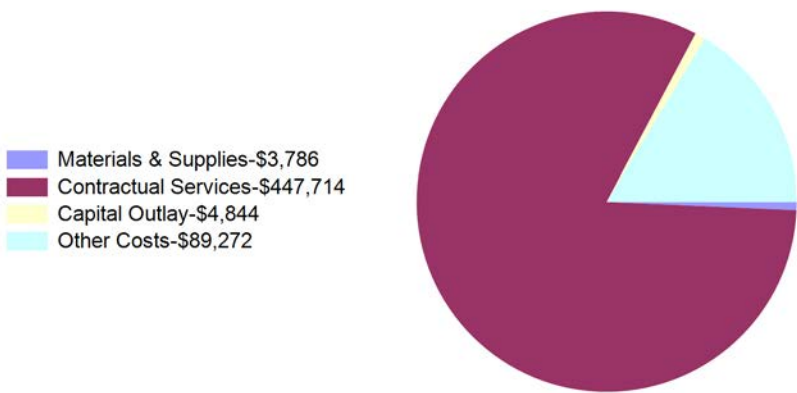
Year To Date Revenues
\$505,321



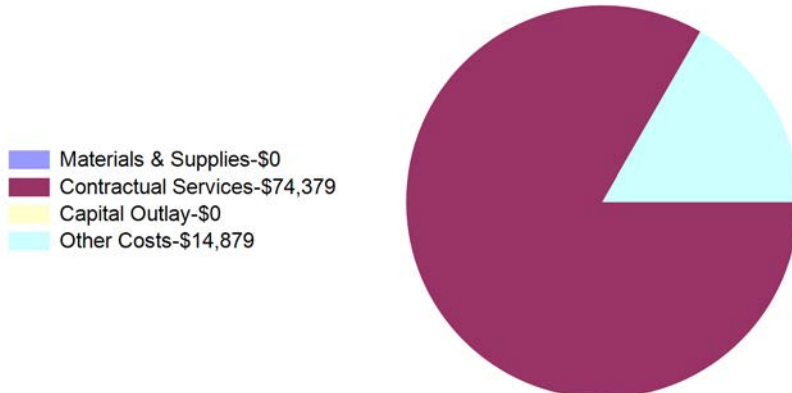
Month To Date Revenues
\$82,675



Year To Date Expenditures
\$545,617



Month To Date Expenditures
\$89,258



City of Casper, Wyoming
Sports & Athletics Statement of Revenues and Expenditures
For Fiscal Year 2024 as of December 31, 2023
50.00 % OF THE FISCAL YEAR HAS ELAPSED

| | Revised Budget | Current Year To Date | Current Year % of Budget |
|-----------------------|---------------------|-------------------------|-----------------------------|
| Revenues: | | | |
| Goods and Svcs Rev | \$ 278,250 | \$ 102,920 | 36.99% |
| Misc Revenue | 83,850 | 50 | 0.06% |
| Other Sources | 740,113 | 343,178 | 46.37% |
| Total Revenues | \$ 1,102,213 | \$ 446,148 | 40.48% |

| | Revised Budget | Current Year To Date | Current Year % of Budget |
|---------------------------|---------------------|-------------------------|-----------------------------|
| Expenditures: | | | |
| Personnel Services | \$ 590,998 | \$ 256,876 | 43.46% |
| Materials & Supplies | 199,600 | 83,252 | 41.71% |
| Contractual Services | 196,825 | 41,726 | 21.20% |
| Other Costs | 66,790 | 29,806 | 44.63% |
| Utility Expense | 48,000 | 34,489 | 71.85% |
| Total Expenditures | \$ 1,102,213 | \$ 446,148 | 40.48% |

Net Revenue (Shortfall) **\$ - \$ - 0.00%**

Cost Recovery 23.08 %

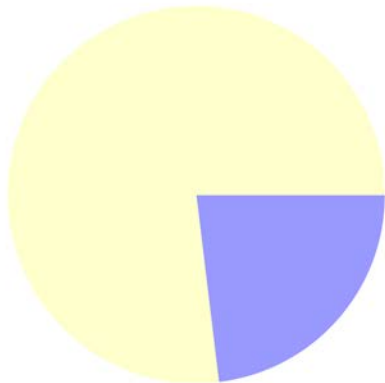
Sports & Athletics Summary of Cash and Investments

| | |
|-------------|------------------|
| Cash | \$ 10,849 |
| Investments | - |
| | \$ 10,849 |

City of Casper, Wyoming
Sports & Athletics Summary of Revenues and Expenditures
For Fiscal Year 2024 as of December 31, 2023
50.00 % OF THE FISCAL YEAR HAS ELAPSED

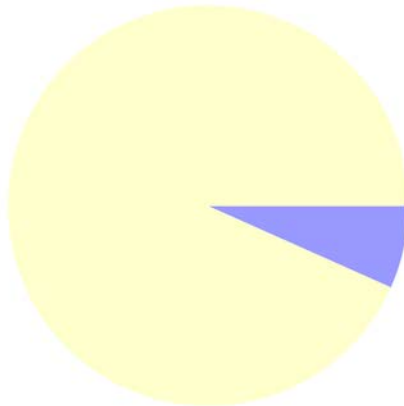
Year To Date Revenues
\$446,148

- Goods and Svcs Rev-\$102,920
- Misc Revenue-\$50
- Other Sources-\$343,178



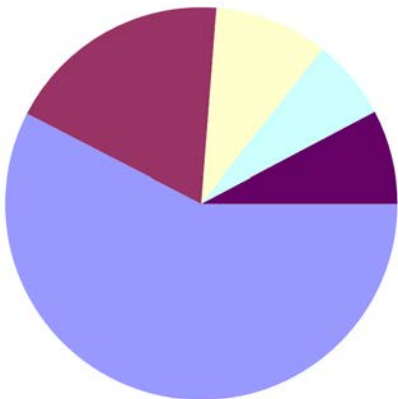
Month To Date Revenues
\$74,165

- Goods and Svcs Rev-\$4,950
- Misc Revenue-\$0
- Other Sources-\$69,215



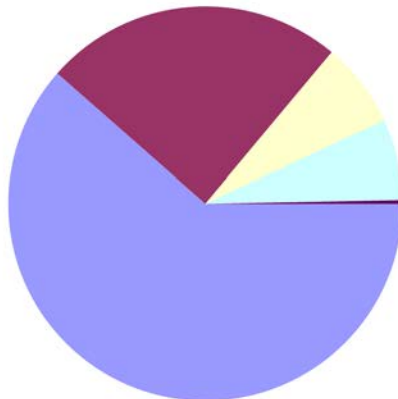
Year To Date Expenditures
\$446,148

- Personnel Services-\$256,876
- Materials & Supplies-\$83,252
- Contractual Services-\$41,726
- Other Costs-\$29,806
- Utility Expense-\$34,489



Month To Date Expenditures
\$74,165

- Personnel Services-\$45,589
- Materials & Supplies-\$18,250
- Contractual Services-\$5,189
- Other Costs-\$4,907
- Utility Expense-\$230

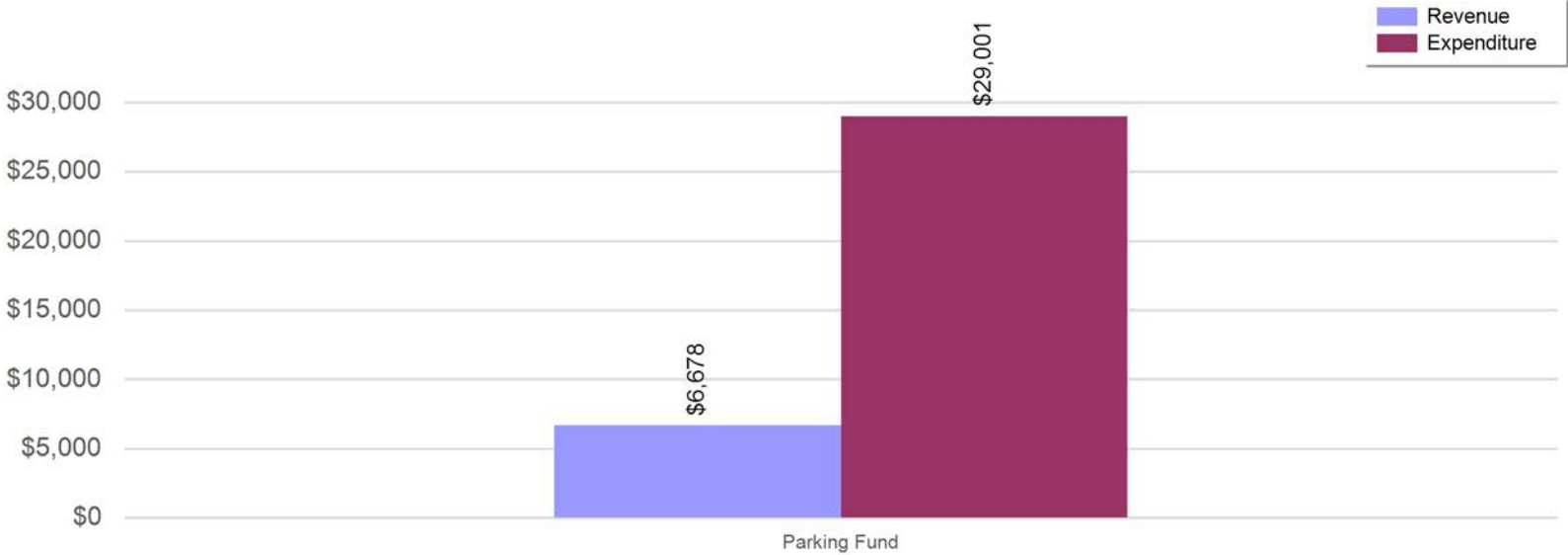


City of Casper, Wyoming
Other Enterprise Funds Balance Sheet
For Fiscal Year 2024 as of December 31, 2023
50.00 % OF THE FISCAL YEAR HAS ELAPSED

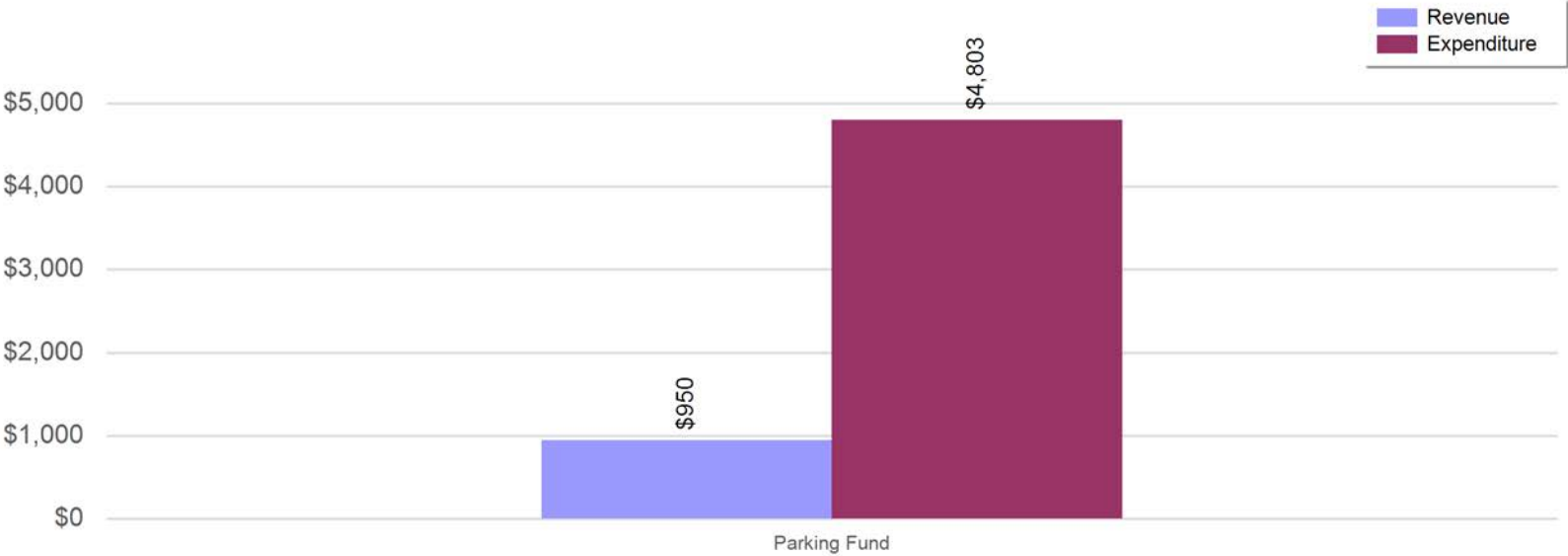
| | Parking Fund |
|--|---------------------|
| ASSETS | |
| Current Assets | |
| Cash | 39,923 |
| Investments | 70,753 |
| Market Adjustments | - |
| Accounts Receivable | 333 |
| Lease Receivable - Short Term | 13,453 |
| Total Current Assets | 124,461 |
| Capital Assets | |
| Land, Buildings & Improvements | 2,981,187 |
| Equipment | 55,379 |
| Accumulated Depreciation | (2,216,527) |
| Total Capital Assets | 820,039 |
| Non-Current Assets | |
| Lease Receivable - Long Term | 232,578 |
| Total Assets | 1,177,078 |
| LIABILITIES | |
| Current Liabilities | |
| Accounts Payable | - |
| Total Current Liabilities | - |
| Total Liabilities | - |
| DEFERRED INFLOWS OF RESOURCES | |
| Total Deferred Inflows Of Resources | 235,390 |
| NET POSITION | |
| Net Investment in Capital Assets | 1,066,069 |
| Unrestricted | (124,382) |
| Total Net Position | 941,688 |

City of Casper, Wyoming
Other Enterprise Funds Revenue and Expenditure Comparison
For Fiscal Year 2024 as of December 31, 2023
50.00 % OF THE FISCAL YEAR HAS ELAPSED

Other Enterprise Funds YTD Revenue and Expenditure Comparison



Other Enterprise Funds MTD Revenue and Expenditure Comparison



City of Casper, Wyoming
Parking Lots Statement of Revenues and Expenditures
For Fiscal Year 2024 as of December 31, 2023
50.00 % OF THE FISCAL YEAR HAS ELAPSED

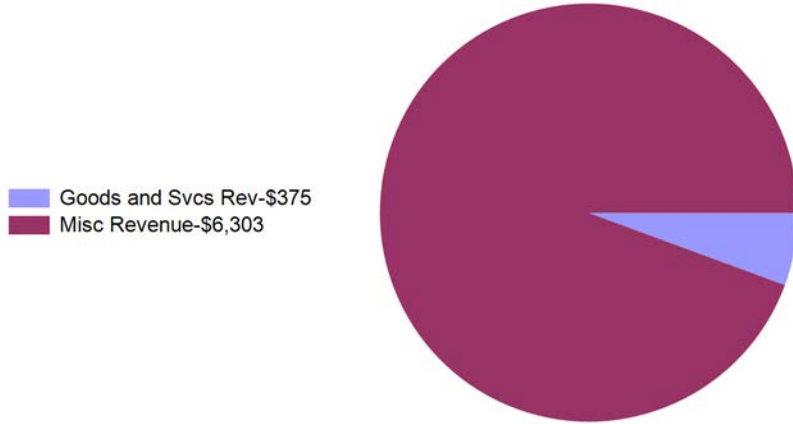
| | Revised Budget | Current Year To Date | Current Year % of Budget |
|--------------------------------|---------------------|-------------------------|-----------------------------|
| Revenues: | | | |
| Goods and Svcs Rev | \$ 1,500 | \$ 375 | 25.00% |
| Misc Revenue | 16,463 | 6,303 | 38.29% |
| Total Revenues | \$ 17,963 | \$ 6,678 | 37.18% |
| | | | |
| | Revised Budget | Current Year To Date | Current Year % of Budget |
| Expenditures: | | | |
| Contractual Services | \$ 42,818 | \$ 15,560 | 36.34% |
| Capital Outlay | 69,456 | - | 0.00% |
| Other Costs | 26,882 | 13,441 | 50.00% |
| Total Expenditures | \$ 139,156 | \$ 29,001 | 20.84% |
| Net Revenue (Shortfall) | \$ (121,193) | \$ (22,323) | 16.34% |

Parking Lots Summary of Cash and Investments

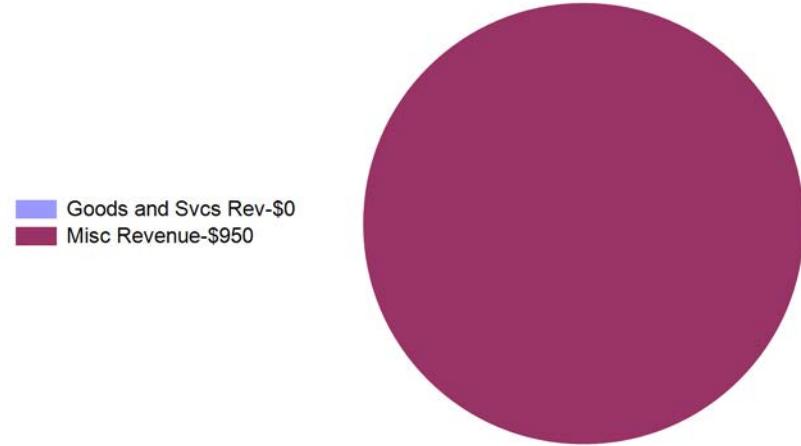
| | |
|-------------|-------------------|
| Cash | \$ 39,923 |
| Investments | 70,753 |
| | \$ 110,675 |

City of Casper, Wyoming
Parking Lots Summary of Revenues and Expenditures
For Fiscal Year 2024 as of December 31, 2023
50.00 % OF THE FISCAL YEAR HAS ELAPSED

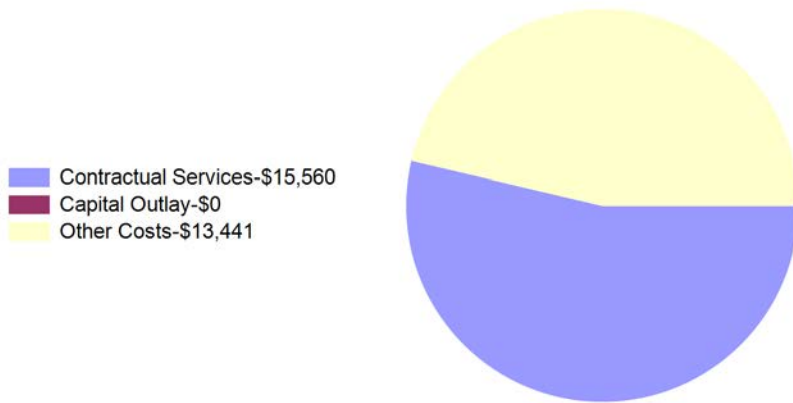
Year To Date Revenues
\$6,678



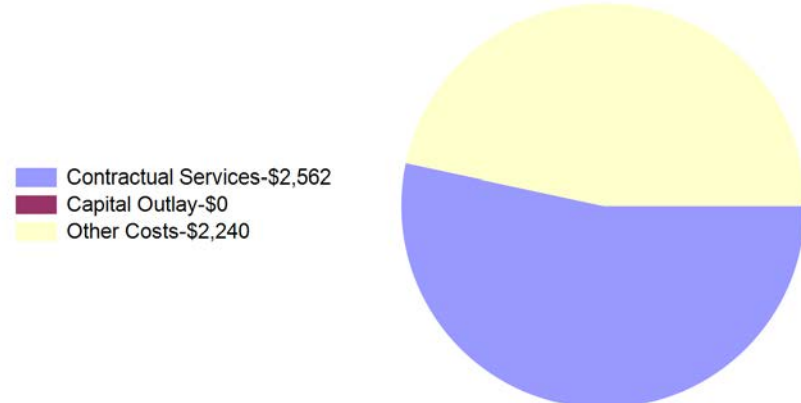
Month To Date Revenues
\$950



Year To Date Expenditures
\$29,001



Month To Date Expenditures
\$4,803



City of Casper, Wyoming
Special Revenue Funds Consolidated Balance Sheet
For Fiscal Year 2024 as of December 31, 2023
50.00 % OF THE FISCAL YEAR HAS ELAPSED

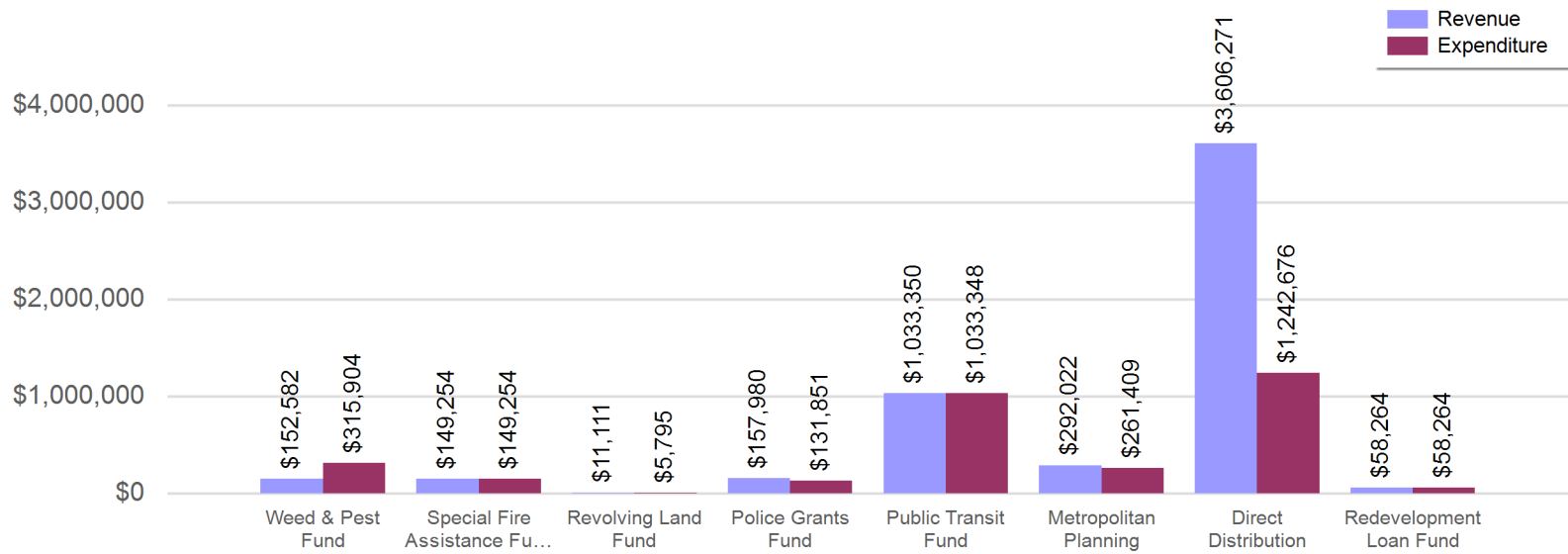
| | <u>Weed & Pest Fund</u> | <u>CDBG Program Fund</u> | <u>Special Fire Assistance Fund</u> | <u>Revolving Land Fund</u> | <u>Police Grants Fund</u> | <u>Public Transit Fund</u> | <u>Metropolitan Planning</u> |
|------------------------------------|---------------------------------|------------------------------|---|--------------------------------|-------------------------------|--------------------------------|----------------------------------|
| ASSETS | | | | | | | |
| Current Assets | | | | | | | |
| Cash | 390,077 | | 32,778 | 24,856 | (47,411) | (328,646) | 221,326 |
| Investments | 724,097 | | | 807,734 | | | |
| Market Adjustments | - | | | - | | | |
| Grants Receivable | | | - | | 55,556 | 352,311 | 90,835 |
| Accounts Receivable | - | | - | | - | 740 | - |
| Prepaid Expenses | | | | | | | 38,660 |
| Total Current Assets | 1,114,174 | | 32,778 | 832,590 | 8,146 | 24,405 | 350,821 |
| Total Assets | 1,114,174 | | 32,778 | 832,590 | 8,146 | 24,405 | 350,821 |
| LIABILITIES | | | | | | | |
| Current Liabilities | | | | | | | |
| Accounts Payable | 39,613 | | - | - | 5,496 | 25,839 | 18,979 |
| Accrued Wages and Benefits Payable | 90 | | | | - | (1,437) | - |
| Deferred Revenue | | | 11,550 | | | | |
| Total Current Liabilities | 39,703 | | 11,550 | - | 5,496 | 24,402 | 18,979 |
| Total Liabilities | 39,703 | | 11,550 | - | 5,496 | 24,402 | 18,979 |
| NET POSITION | | | | | | | |
| Unrestricted | 1,074,471 | - | 21,228 | 832,590 | 2,649 | 3 | 331,841 |
| Total Net Position | 1,074,471 | - | 21,228 | 832,590 | 2,649 | 3 | 331,841 |

City of Casper, Wyoming
Special Revenue Funds Consolidated Balance Sheet
For Fiscal Year 2024 as of December 31, 2023
50.00 % OF THE FISCAL YEAR HAS ELAPSED

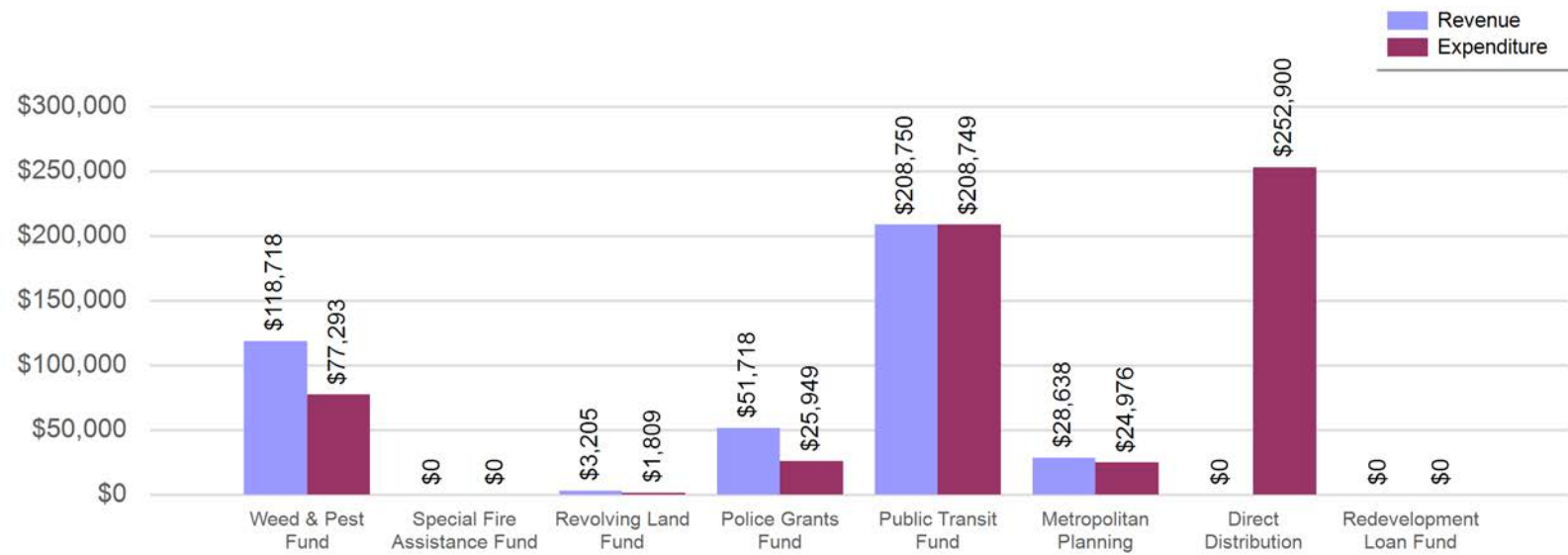
| | <u>Direct Distribution</u> | <u>Redevelopment Loan Fund</u> |
|----------------------------------|--------------------------------|------------------------------------|
| ASSETS | | |
| Current Assets | | |
| Cash | 123,485 | 100,937 |
| Investments | 2,383,405 | |
| Interest Receivable | | 2,687 |
| Loans Receivable | | 109,000 |
| Total Current Assets | <u>2,506,889</u> | <u>212,624</u> |
| Total Assets | <u>2,506,889</u> | <u>212,624</u> |
| LIABILITIES | | |
| Current Liabilities | | |
| Accounts Payable | 143,295 | - |
| Interest Payable | | 2,687 |
| Total Current Liabilities | <u>143,295</u> | <u>2,687</u> |
| Total Liabilities | <u>143,295</u> | <u>2,687</u> |
| NET POSITION | | |
| Unrestricted | 2,363,595 | 209,937 |
| Total Net Position | <u>2,363,595</u> | <u>209,937</u> |

City of Casper, Wyoming
Special Revenue Funds Revenue and Expenditure Comparison
 For Fiscal Year 2024 as of December 31, 2023
 50.00 % OF THE FISCAL YEAR HAS ELAPSED

Special Revenue Funds YTD Revenue and Expenditure Comparison



Special Revenue Funds MTD Revenue and Expenditure Comparison



City of Casper, Wyoming
Weed & Pest Fund Statement of Revenues and Expenditures
For Fiscal Year 2024 as of December 31, 2023
50.00 % OF THE FISCAL YEAR HAS ELAPSED

| | <u>Revised Budget</u> | <u>Current Year To Date</u> | <u>Current Year % of Budget</u> |
|-----------------------|-----------------------|-----------------------------|---------------------------------|
| Revenues: | | | |
| Local Taxes | \$ 912,000 | \$ 141,134 | 15.48% |
| Misc Revenue | 16,331 | 11,449 | 70.11% |
| Total Revenues | \$ 928,331 | \$ 152,582 | 16.44% |

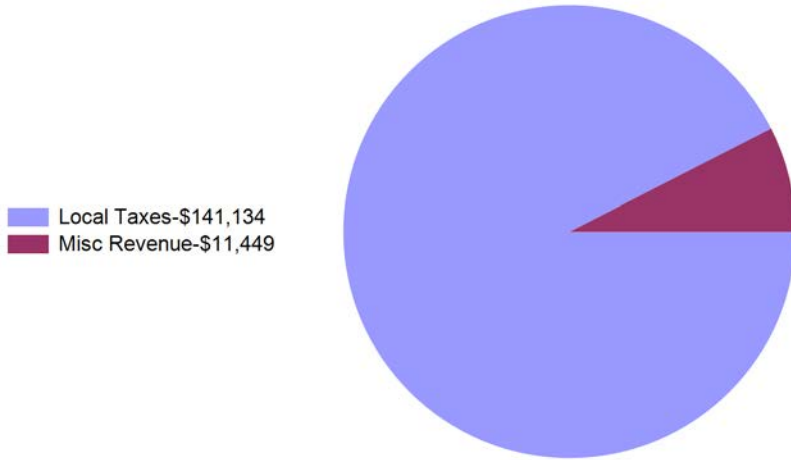
| | <u>Revised Budget</u> | <u>Current Year To Date</u> | <u>Current Year % of Budget</u> |
|--------------------------------|-----------------------|-----------------------------|---------------------------------|
| Expenditures: | | | |
| Personnel Services | \$ 332,317 | \$ 177,672 | 53.46% |
| Materials & Supplies | 97,000 | 56,487 | 58.23% |
| Contractual Services | 157,185 | 42,224 | 26.86% |
| Capital Outlay | 342,508 | 33,800 | 9.87% |
| Other Costs | 9,875 | 3,393 | 34.36% |
| Utility Expense | 4,000 | 2,327 | 58.18% |
| Total Expenditures | \$ 942,885 | \$ 315,904 | 33.50% |
| Net Revenue (Shortfall) | \$ (14,554) | \$ (163,322) | -17.07% |

Weed & Pest Fund Summary of Cash and Investments

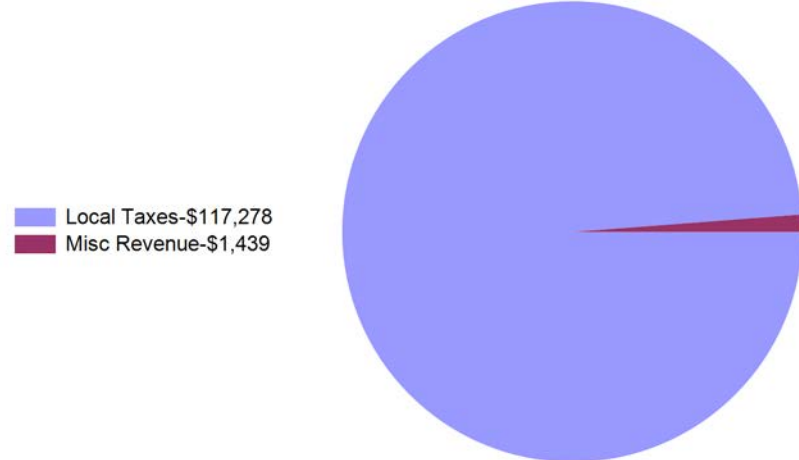
| | |
|-------------|---------------------|
| Cash | \$ 390,077 |
| Investments | 724,097 |
| | <u>\$ 1,114,174</u> |

City of Casper, Wyoming
Weed & Pest Fund Summary of Revenues and Expenditures
 For Fiscal Year 2024 as of December 31, 2023
 50.00 % OF THE FISCAL YEAR HAS ELAPSED

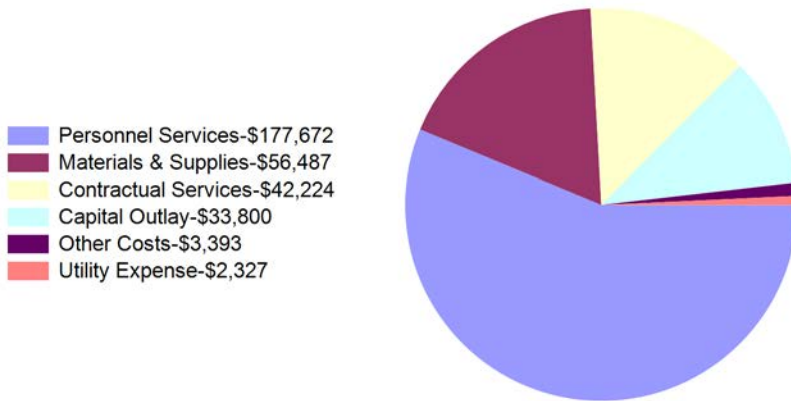
Year To Date Revenues
\$152,582



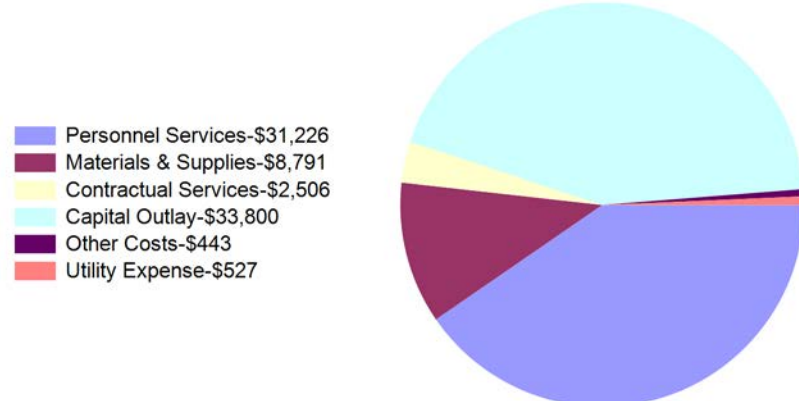
Month To Date Revenues
\$118,718



Year To Date Expenditures
\$315,904



Month To Date Expenditures
\$77,293



City of Casper, Wyoming
CDBG Fund Statement of Revenues and Expenditures
For Fiscal Year 2024 as of December 31, 2023
50.00 % OF THE FISCAL YEAR HAS ELAPSED

Revenues:

Total Revenues

Expenditures:

Total Expenditures

Net Revenue (Shortfall)

\$

\$

CDBG Fund Summary of Cash and Investments

Investments

-

\$

-

City of Casper, Wyoming
Special Fire Assistance Fund Statement of Revenues and Expenditures
For Fiscal Year 2024 as of December 31, 2023
50.00 % OF THE FISCAL YEAR HAS ELAPSED

| | <u>Revised Budget</u> | <u>Current Year To Date</u> | <u>Current Year % of Budget</u> |
|-----------------------|-----------------------|-----------------------------|---------------------------------|
| Revenues: | | | |
| Intergovernmental | \$ 463,627 | \$ 149,254 | 32.19% |
| Other Sources | 30,148 | - | 0.00% |
| Total Revenues | \$ 493,775 | \$ 149,254 | 30.23% |

| | <u>Revised Budget</u> | <u>Current Year To Date</u> | <u>Current Year % of Budget</u> |
|--------------------------------|-----------------------|-----------------------------|---------------------------------|
| Expenditures: | | | |
| Materials & Supplies | \$ 174,237 | \$ 118,507 | 68.01% |
| Capital Outlay | 281,540 | 30,747 | 10.92% |
| Other Costs | 37,998 | - | 0.00% |
| Total Expenditures | \$ 493,775 | \$ 149,254 | 30.23% |
| Net Revenue (Shortfall) | \$ - | \$ - | |

Special Fire Assistance Fund Summary of Cash and Investments

| | |
|-------------|------------------|
| Cash | \$ 32,778 |
| Investments | - |
| | <u>\$ 32,778</u> |

City of Casper, Wyoming
Revolving Land Fund Statement of Revenues and Expenditures
For Fiscal Year 2024 as of December 31, 2023
50.00 % OF THE FISCAL YEAR HAS ELAPSED

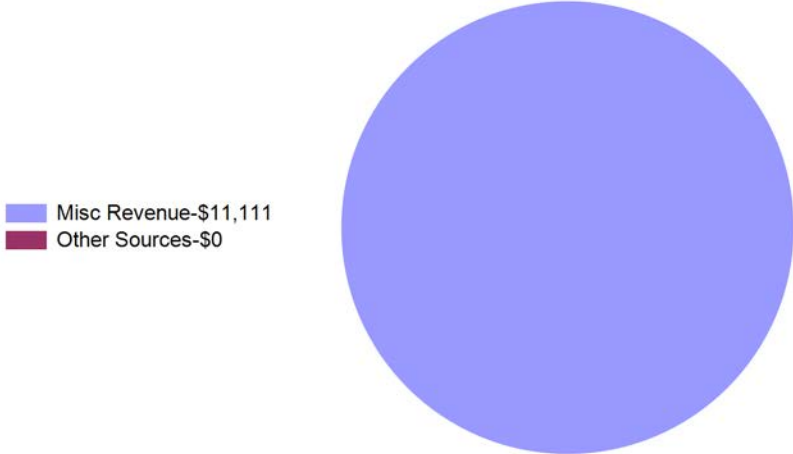
| | <u>Revised Budget</u> | <u>Current Year To Date</u> | <u>Current Year % of Budget</u> |
|--------------------------------|-----------------------|-----------------------------|---------------------------------|
| Revenues: | | | |
| Misc Revenue | \$ 20,777 | \$ 11,111 | 53.48% |
| Other Sources | 13,207 | - | 0.00% |
| Total Revenues | \$ 33,984 | \$ 11,111 | 32.69% |
| | | | |
| | <u>Revised Budget</u> | <u>Current Year To Date</u> | <u>Current Year % of Budget</u> |
| Expenditures: | | | |
| Contractual Services | \$ 59,056 | \$ 5,795 | 9.81% |
| Total Expenditures | \$ 59,056 | \$ 5,795 | 9.81% |
| Net Revenue (Shortfall) | \$ (25,072) | \$ 5,316 | 22.88% |

Revolving Land Fund Summary of Cash and Investments

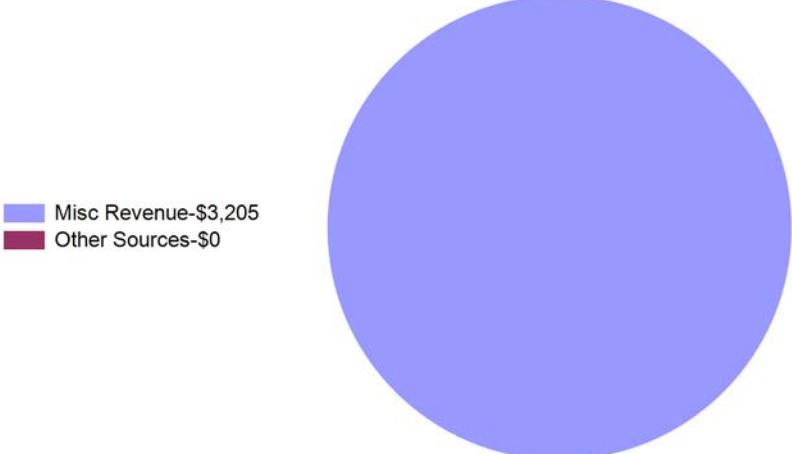
| | |
|-------------|-------------------|
| Cash | \$ 24,856 |
| Investments | 807,734 |
| | <u>\$ 832,590</u> |

City of Casper, Wyoming
Revolving Land Fund Summary of Revenues and Expenditures
For Fiscal Year 2024 as of December 31, 2023
50.00 % OF THE FISCAL YEAR HAS ELAPSED

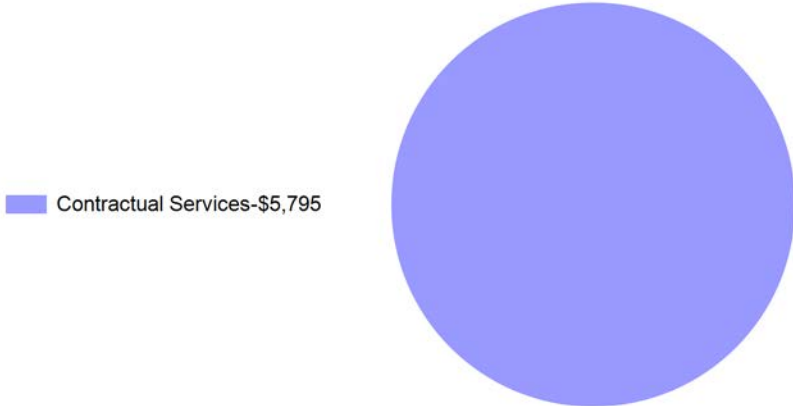
Year To Date Revenues
\$11,111



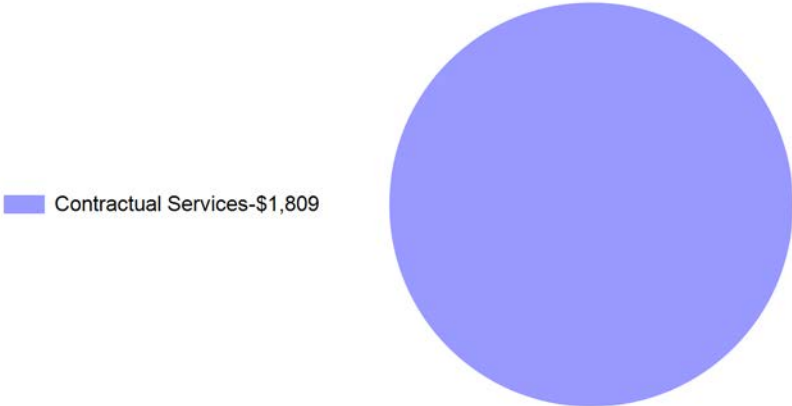
Month To Date Revenues
\$3,205



Year To Date Expenditures
\$5,795



Month To Date Expenditures
\$1,809



City of Casper, Wyoming
Police Grants Fund Statement of Revenues and Expenditures
For Fiscal Year 2024 as of December 31, 2023
50.00 % OF THE FISCAL YEAR HAS ELAPSED

| | <u>Revised Budget</u> | <u>Current Year To Date</u> | <u>Current Year % of Budget</u> |
|-----------------------|-----------------------|-----------------------------|---------------------------------|
| Revenues: | | | |
| Intergovernmental | \$ 349,041 | \$ 129,778 | 37.18% |
| Other Sources | 25,352 | 28,202 | 111.24% |
| Total Revenues | \$ 374,393 | \$ 157,980 | 42.20% |

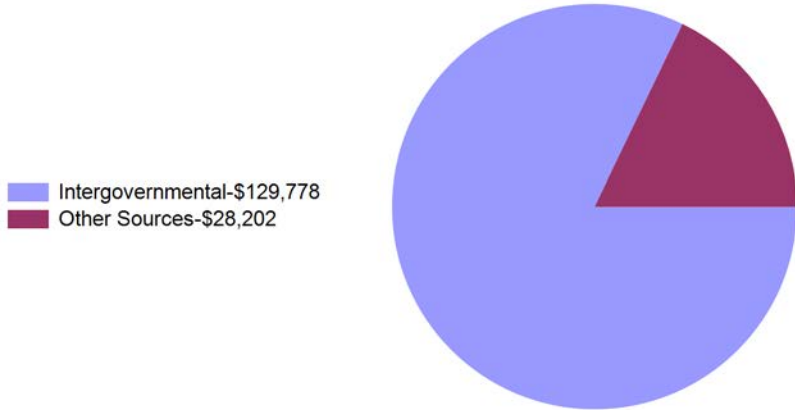
| | <u>Revised Budget</u> | <u>Current Year To Date</u> | <u>Current Year % of Budget</u> |
|--------------------------------|-----------------------|-----------------------------|---------------------------------|
| Expenditures: | | | |
| Personnel Services | \$ 162,645 | \$ 87,721 | 53.93% |
| Materials & Supplies | 54,780 | 34,302 | 62.62% |
| Contractual Services | 134,564 | 9,828 | 7.30% |
| Capital Outlay | 16,004 | - | 0.00% |
| Other Costs | 6,400 | - | 0.00% |
| Total Expenditures | \$ 374,393 | \$ 131,851 | 35.22% |
| Net Revenue (Shortfall) | \$ - | \$ 26,128 | 6.98% |

Police Grants Fund Summary of Cash and Investments

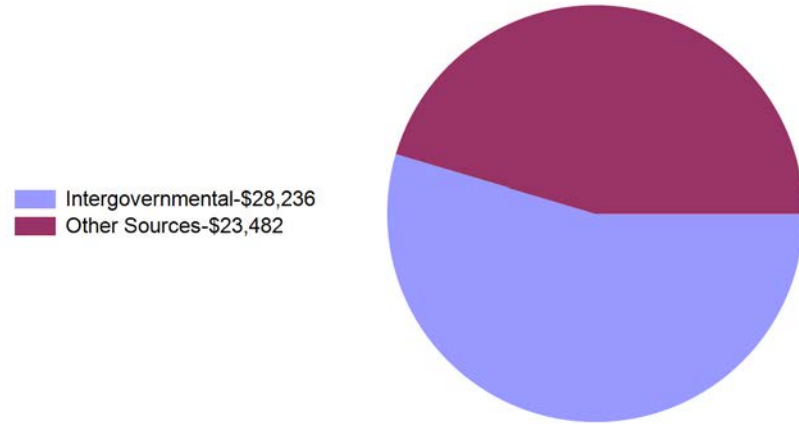
| | |
|-------------|--------------------|
| Cash | \$ (47,411) |
| Investments | - |
| | <u>\$ (47,411)</u> |

City of Casper, Wyoming
Police Grants Fund Summary of Revenues and Expenditures
 For Fiscal Year 2024 as of December 31, 2023
 50.00 % OF THE FISCAL YEAR HAS ELAPSED

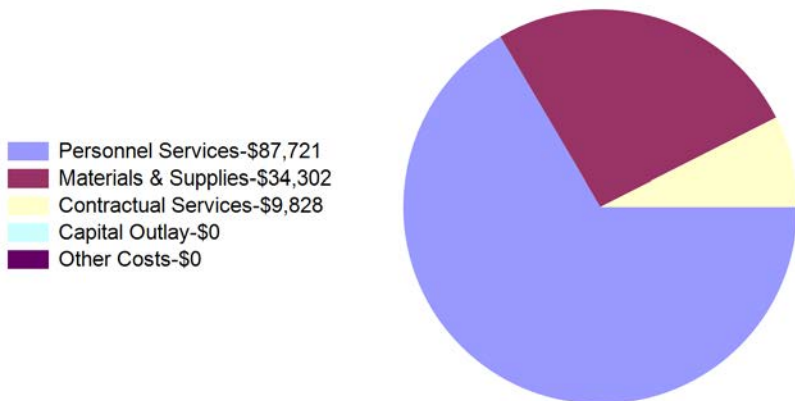
Year To Date Revenues
\$157,980



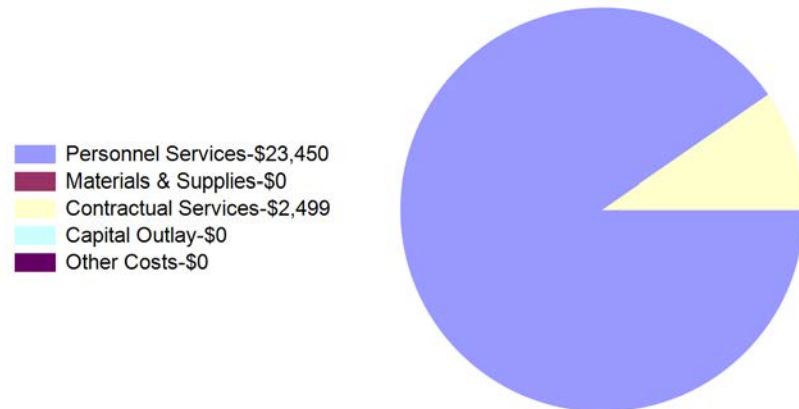
Month To Date Revenues
\$51,718



Year To Date Expenditures
\$131,851



Month To Date Expenditures
\$25,949



City of Casper, Wyoming
Public Transit Fund Statement of Revenues and Expenditures
For Fiscal Year 2024 as of December 31, 2023
50.00 % OF THE FISCAL YEAR HAS ELAPSED

| | <u>Revised Budget</u> | <u>Current Year To Date</u> | <u>Current Year % of Budget</u> |
|-----------------------|-----------------------|-----------------------------|---------------------------------|
| Revenues: | | | |
| Intergovernmental | \$ 2,497,310 | \$ 706,553 | 28.29% |
| Goods and Svcs Rev | 90,000 | 42,810 | 47.57% |
| Misc Revenue | 130,264 | - | 0.00% |
| Other Sources | 430,916 | 283,987 | 65.90% |
| Total Revenues | \$ 3,148,490 | \$ 1,033,350 | 32.82% |

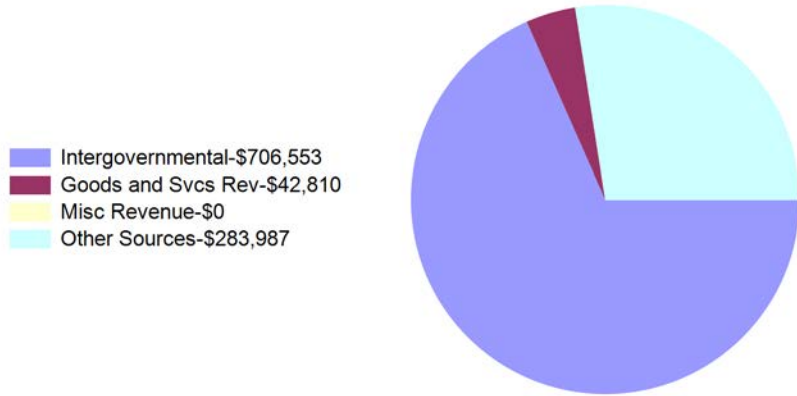
| | <u>Revised Budget</u> | <u>Current Year To Date</u> | <u>Current Year % of Budget</u> |
|--------------------------------|-----------------------|-----------------------------|---------------------------------|
| Expenditures: | | | |
| Personnel Services | \$ 1,726,282 | \$ 783,199 | 45.37% |
| Materials & Supplies | 257,830 | 74,077 | 28.73% |
| Contractual Services | 290,164 | 135,251 | 46.61% |
| Capital Outlay | 719,467 | 31,026 | 4.31% |
| Other Costs | 135,148 | 6,658 | 4.93% |
| Utility Expense | 19,600 | 3,136 | 16.00% |
| Total Expenditures | \$ 3,148,491 | \$ 1,033,348 | 32.82% |
| Net Revenue (Shortfall) | \$ (1) | \$ 3 | 0.00% |

Public Transit Fund Summary of Cash and Investments

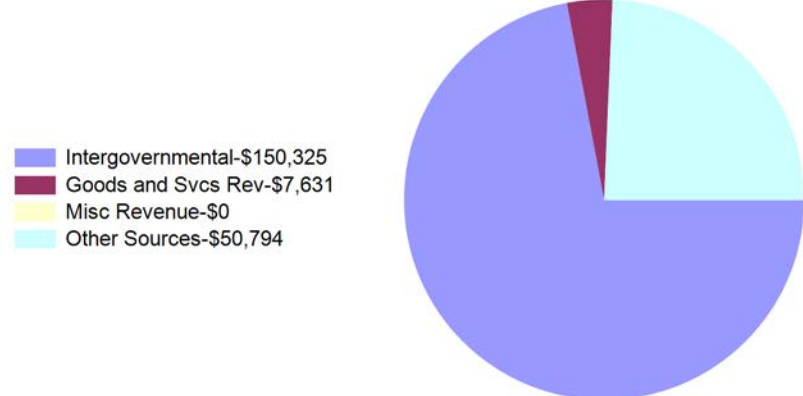
| | |
|-------------|---------------------|
| Cash | \$ (328,646) |
| Investments | - |
| | <u>\$ (328,646)</u> |

City of Casper, Wyoming
Public Transit Fund Summary of Revenues and Expenditures
For Fiscal Year 2024 as of December 31, 2023
50.00 % OF THE FISCAL YEAR HAS ELAPSED

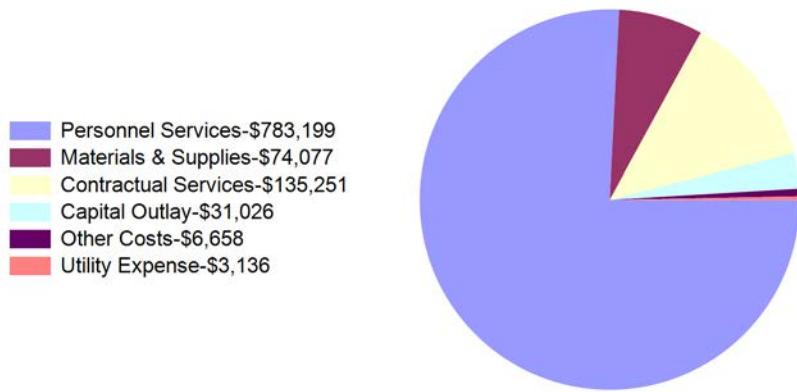
Year To Date Revenues
\$1,033,350



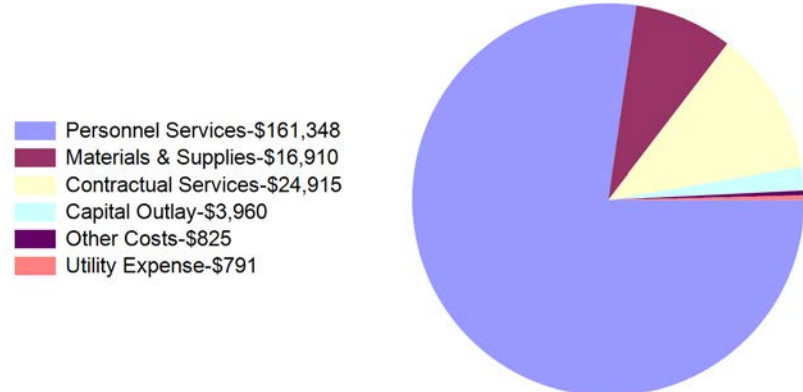
Month To Date Revenues
\$208,750



Year To Date Expenditures
\$1,033,348



Month To Date Expenditures
\$208,749



City of Casper, Wyoming
Metropolitan Planning Fund Statement of Revenues and Expenditures
For Fiscal Year 2024 as of December 31, 2023
50.00 % OF THE FISCAL YEAR HAS ELAPSED

| | <u>Revised Budget</u> | <u>Current Year To Date</u> | <u>Current Year % of Budget</u> |
|-----------------------|-----------------------|-----------------------------|---------------------------------|
| Revenues: | | | |
| Intergovernmental | \$ 1,211,269 | \$ 229,365 | 18.94% |
| Misc Revenue | 27,976 | 24,433 | 87.34% |
| Other Sources | 67,111 | 38,224 | 56.96% |
| Total Revenues | \$ 1,306,356 | \$ 292,022 | 22.35% |

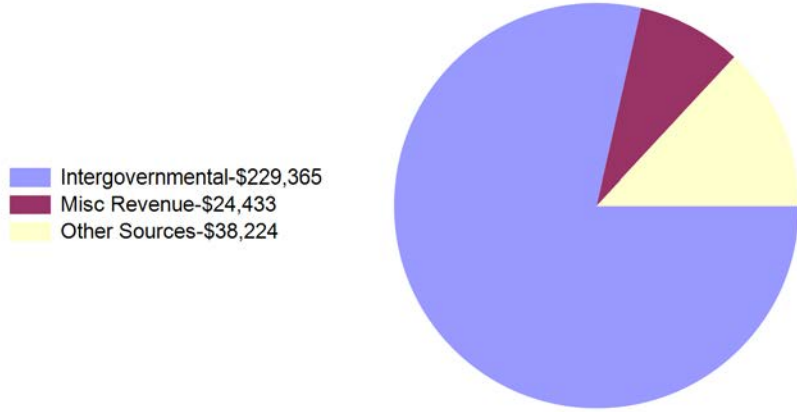
| | <u>Revised Budget</u> | <u>Current Year To Date</u> | <u>Current Year % of Budget</u> |
|--------------------------------|-----------------------|-----------------------------|---------------------------------|
| Expenditures: | | | |
| Personnel Services | \$ 343,822 | \$ 146,802 | 42.70% |
| Materials & Supplies | 5,000 | - | 0.00% |
| Contractual Services | 737,612 | 38,826 | 5.26% |
| Capital Outlay | 237,133 | 71,391 | 30.11% |
| Other Costs | 15,000 | 4,391 | 29.27% |
| Total Expenditures | \$ 1,338,567 | \$ 261,409 | 19.53% |
| Net Revenue (Shortfall) | \$ (32,211) | \$ 30,613 | 2.82% |

Metropolitan Planning Fund Summary of Cash and Investments

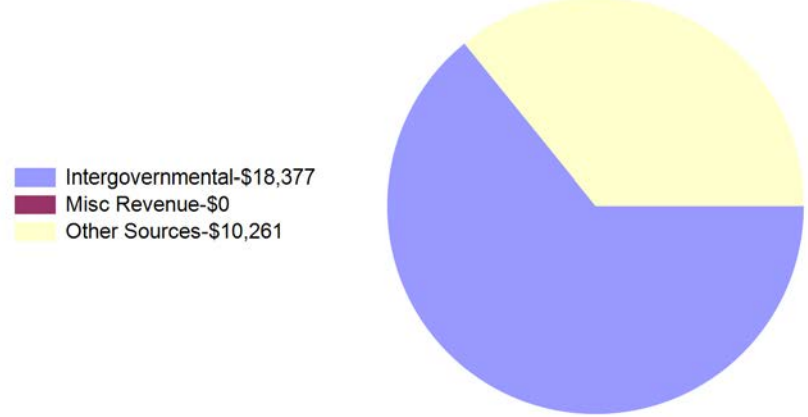
| | |
|-------------|-------------------|
| Cash | \$ 221,326 |
| Investments | - |
| | <u>\$ 221,326</u> |

City of Casper, Wyoming
Metropolitan Planning Fund Summary of Revenues and Expenditures
 For Fiscal Year 2024 as of December 31, 2023
 50.00 % OF THE FISCAL YEAR HAS ELAPSED

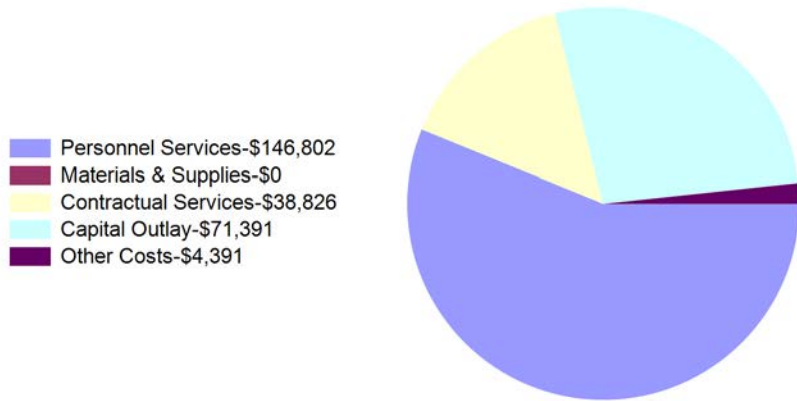
Year To Date Revenues
\$292,022



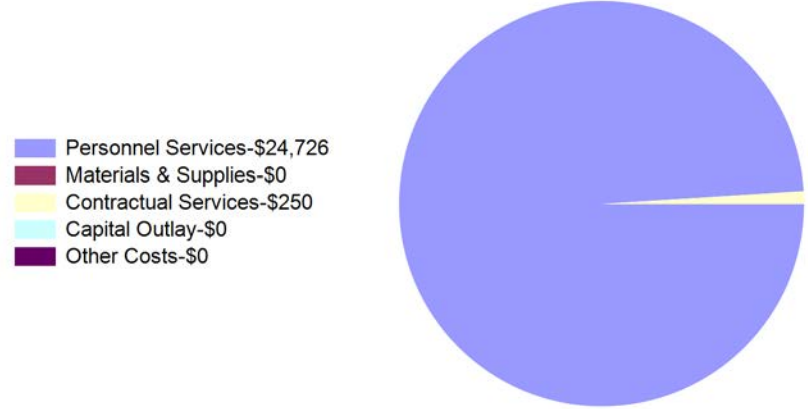
Month To Date Revenues
\$28,638



Year To Date Expenditures
\$261,409



Month To Date Expenditures
\$24,976



City of Casper, Wyoming
Redevelopment Loan Fund Statement of Revenues and Expenditures
For Fiscal Year 2024 as of December 31, 2023
50.00 % OF THE FISCAL YEAR HAS ELAPSED

| | Revised Budget | Current Year To Date | Current Year % of Budget |
|-----------------------|-----------------------|-----------------------------|---------------------------------|
| Revenues: | | | |
| Other Sources | \$ 59,888 | \$ 58,264 | 97.29% |
| Total Revenues | \$ 59,888 | \$ 58,264 | 97.29% |

| | Revised Budget | Current Year To Date | Current Year % of Budget |
|--------------------------------|-----------------------|-----------------------------|---------------------------------|
| Expenditures: | | | |
| Debt Service | \$ 59,888 | \$ 58,264 | 97.29% |
| Total Expenditures | \$ 59,888 | \$ 58,264 | 97.29% |
| Net Revenue (Shortfall) | \$ - | \$ - | |

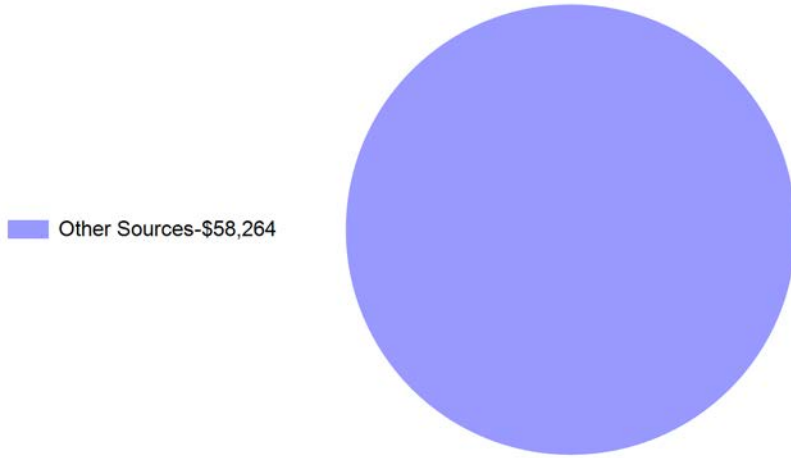
Redevelopment Loan Fund Summary of Cash and Investments

| | |
|-------------|-------------------|
| Cash | \$ 100,937 |
| Investments | - |
| | \$ 100,937 |

City of Casper, Wyoming
Redevelopment Loan Fund Summary of Revenues and Expenditures
For Fiscal Year 2024 as of December 31, 2023
50.00 % OF THE FISCAL YEAR HAS ELAPSED

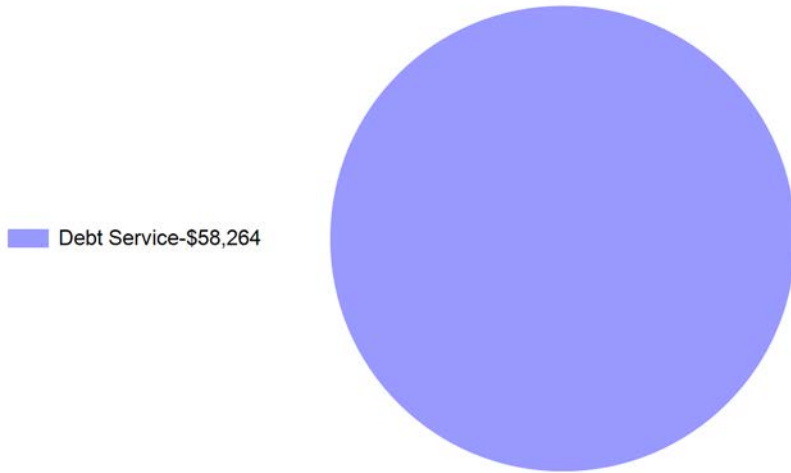
Year To Date Revenues
\$58,264

Month To Date Revenues
\$0



Year To Date Expenditures
\$58,264

Month To Date Expenditures
\$0



City of Casper, Wyoming
Direct Distribution Fund Statement of Revenues and Expenditures
For Fiscal Year 2024 as of December 31, 2023
50.00 % OF THE FISCAL YEAR HAS ELAPSED

| | <u>Revised Budget</u> | <u>Current Year To Date</u> | <u>Current Year % of Budget</u> |
|-----------------------|-----------------------|-----------------------------|---------------------------------|
| Revenues: | | | |
| Intergovernmental | \$ 7,212,537 | \$ 3,606,271 | 50.00% |
| Total Revenues | \$ 7,212,537 | \$ 3,606,271 | 50.00% |

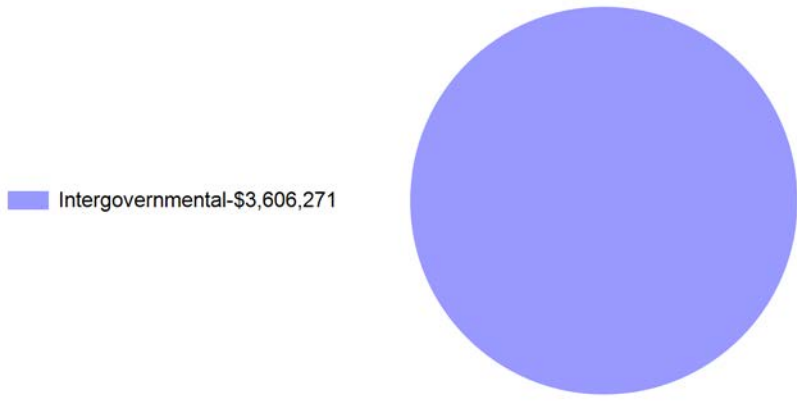
| | <u>Revised Budget</u> | <u>Current Year To Date</u> | <u>Current Year % of Budget</u> |
|--------------------------------|-----------------------|-----------------------------|---------------------------------|
| Expenditures: | | | |
| Materials & Supplies | \$ 471,037 | \$ 179,603 | 38.13% |
| Contractual Services | 168,450 | 154,028 | 91.44% |
| Transfers Out | 1,653,250 | 587,118 | 35.51% |
| Other Costs | 750,000 | 321,927 | 42.92% |
| Total Expenditures | \$ 3,042,737 | \$ 1,242,676 | 40.84% |
| Net Revenue (Shortfall) | \$ 4,169,800 | \$ 2,363,595 | 9.16% |

Direct Distribution Fund Summary of Cash and Investments

| | |
|-------------|---------------------|
| Cash | \$ 123,485 |
| Investments | 2,383,405 |
| | <u>\$ 2,506,889</u> |

City of Casper, Wyoming
Direct Distribution Fund Summary of Revenues and Expenditures
For Fiscal Year 2024 as of December 31, 2023
50.00 % OF THE FISCAL YEAR HAS ELAPSED

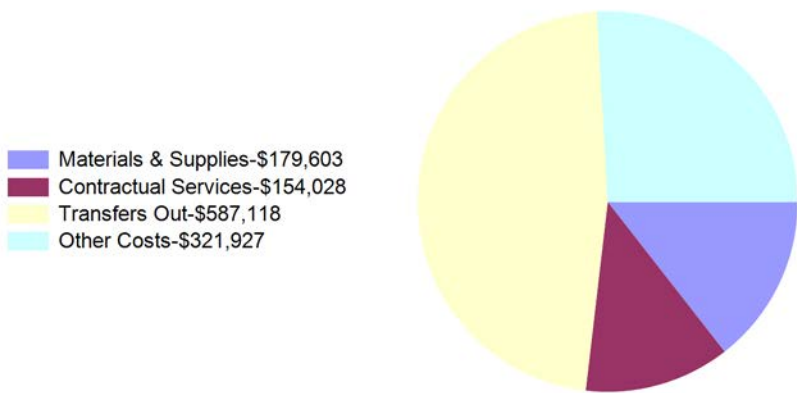
Year To Date Revenues
\$3,606,271



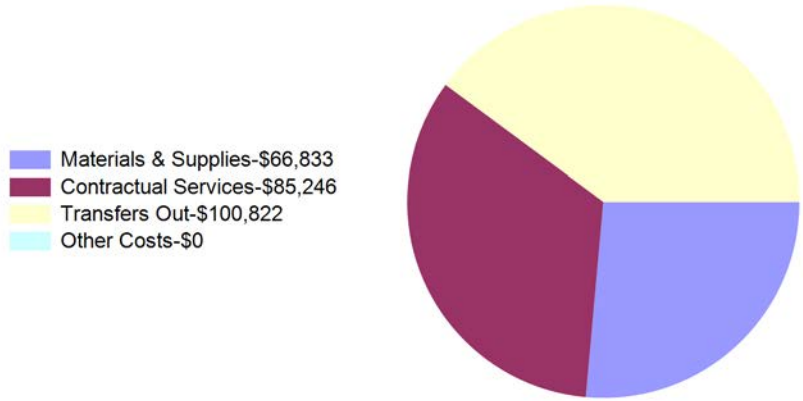
Month To Date Revenues
\$0



Year To Date Expenditures
\$1,242,676



Month To Date Expenditures
\$252,900

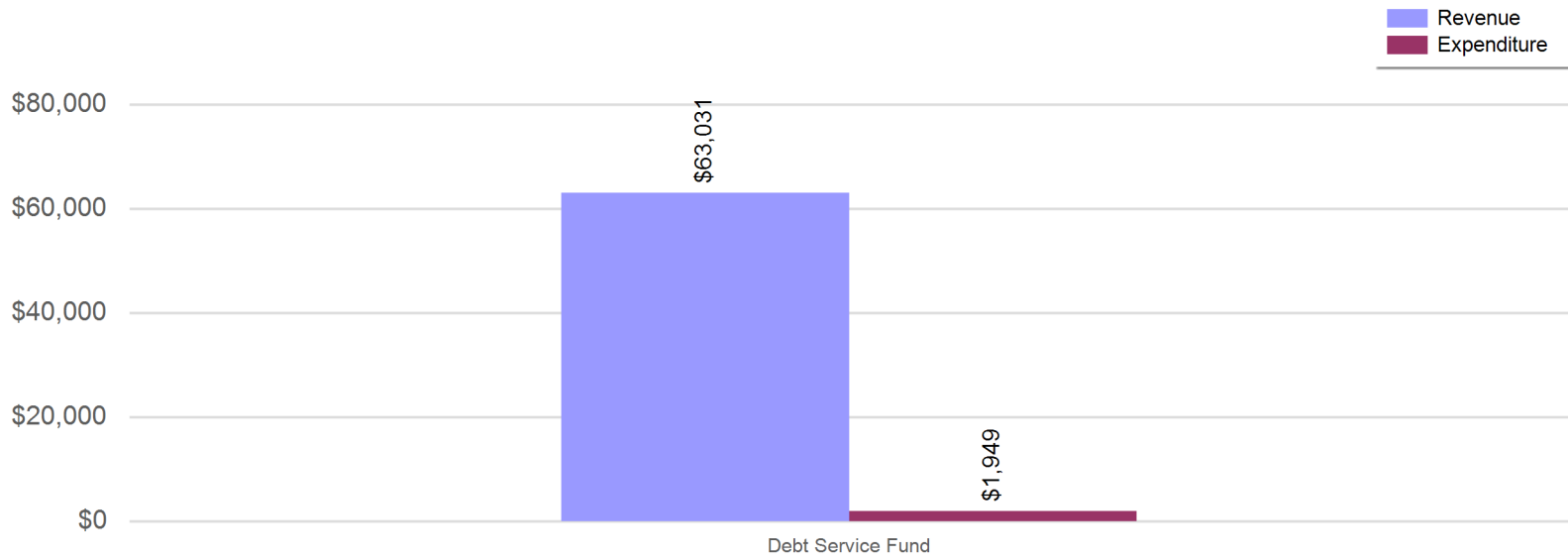


City of Casper, Wyoming
Debt Service Funds Balance Sheet
For Fiscal Year 2024 as of December 31, 2023
50.00 % OF THE FISCAL YEAR HAS ELAPSED

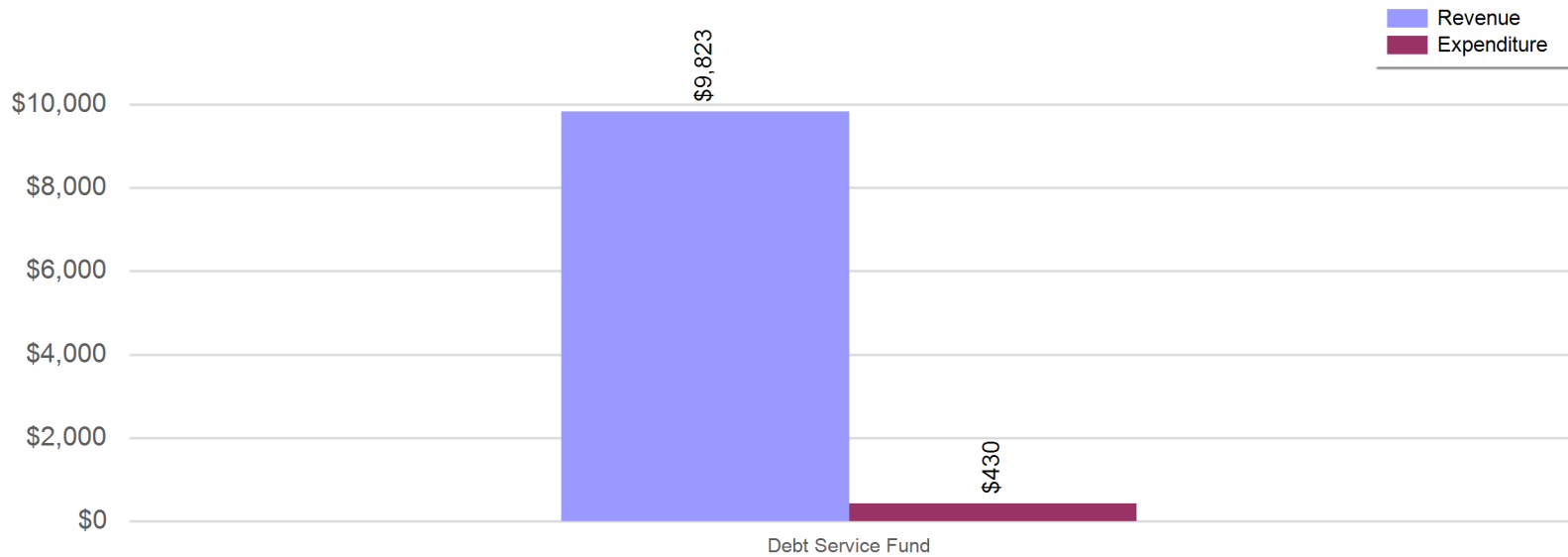
| | <u>Debt Service Fund</u> |
|----------------------------------|------------------------------|
| ASSETS | |
| Current Assets | |
| Cash | 323,441 |
| Investments | 5,246,195 |
| Market Adjustments | - |
| Interest Receivable | 9,657 |
| Loans Receivable | 55,826 |
| Accounts Receivable | (20,527) |
| Total Current Assets | <u>5,614,591</u> |
| Total Assets | <u>5,614,591</u> |
| LIABILITIES | |
| Current Liabilities | |
| Accounts Payable | - |
| Deferred Revenue | 63,991 |
| Total Current Liabilities | <u>63,991</u> |
| Total Liabilities | <u>63,991</u> |
| NET POSITION | |
| Unrestricted | 5,550,599 |
| Total Net Position | <u>5,550,599</u> |

City of Casper, Wyoming
Debt Service Funds Revenue and Expenditure Comparison
For Fiscal Year 2024 as of December 31, 2023
50.00 % OF THE FISCAL YEAR HAS ELAPSED

Debt Service Funds YTD Revenue and Expenditure Comparison



Debt Service Funds MTD Revenue and Expenditure Comparison



City of Casper, Wyoming
Local Assessment District Fund Statement of Revenues and Expenditures
For Fiscal Year 2024 as of December 31, 2023
50.00 % OF THE FISCAL YEAR HAS ELAPSED

| | Revised Budget | Current Year To Date | Current Year % of Budget |
|-----------------------|------------------|----------------------|--------------------------|
| Revenues: | | | |
| Misc Revenue | \$ 71,781 | \$ 63,031 | 87.81% |
| Total Revenues | \$ 71,781 | \$ 63,031 | 87.81% |

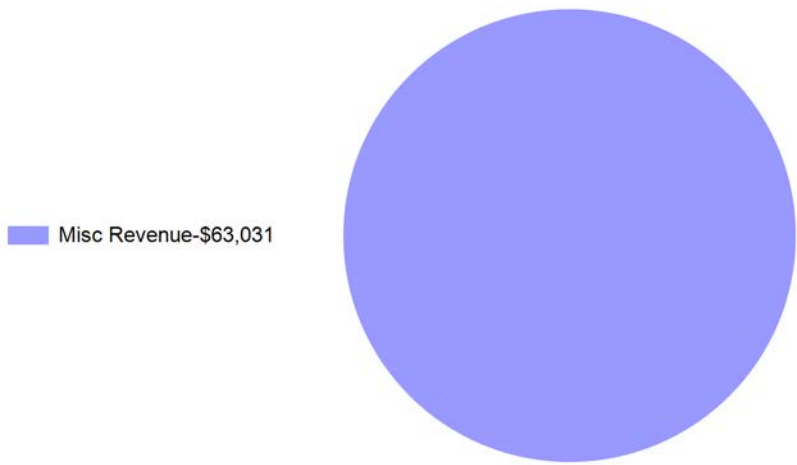
| | Revised Budget | Current Year To Date | Current Year % of Budget |
|--------------------------------|---------------------|----------------------|--------------------------|
| Expenditures: | | | |
| Contractual Services | \$ 3,614 | \$ 1,949 | 53.93% |
| Debt Service | 364,706 | - | 0.00% |
| Total Expenditures | \$ 368,320 | \$ 1,949 | 0.53% |
| Net Revenue (Shortfall) | \$ (296,539) | \$ 61,083 | 87.28% |

Local Assessment District Fund Summary of Cash and Investments

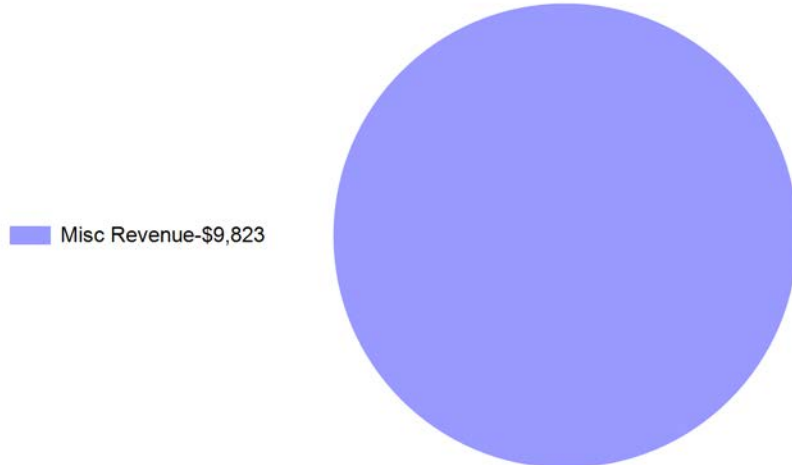
| | |
|-------------|---------------------|
| Cash | \$ 323,441 |
| Investments | 5,246,195 |
| | \$ 5,569,635 |

City of Casper, Wyoming
Local Assessment District Fund Summary of Revenues and Expenditures
For Fiscal Year 2024 as of December 31, 2023
50.00 % OF THE FISCAL YEAR HAS ELAPSED

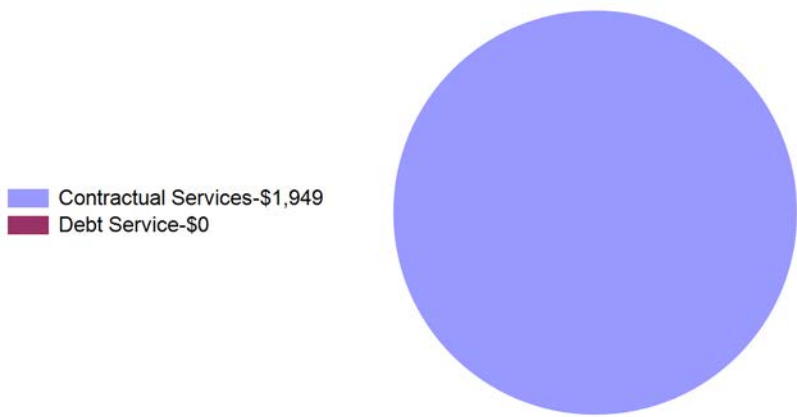
Year To Date Revenues
\$63,031



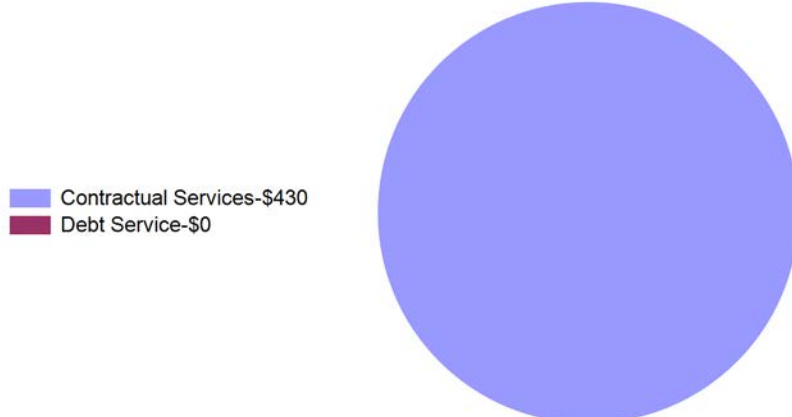
Month To Date Revenues
\$9,823



Year To Date Expenditures
\$1,949



Month To Date Expenditures
\$430



City of Casper, Wyoming
Internal Service Funds Consolidated Balance Sheet
For Fiscal Year 2024 as of December 31, 2023
50.00 % OF THE FISCAL YEAR HAS ELAPSED

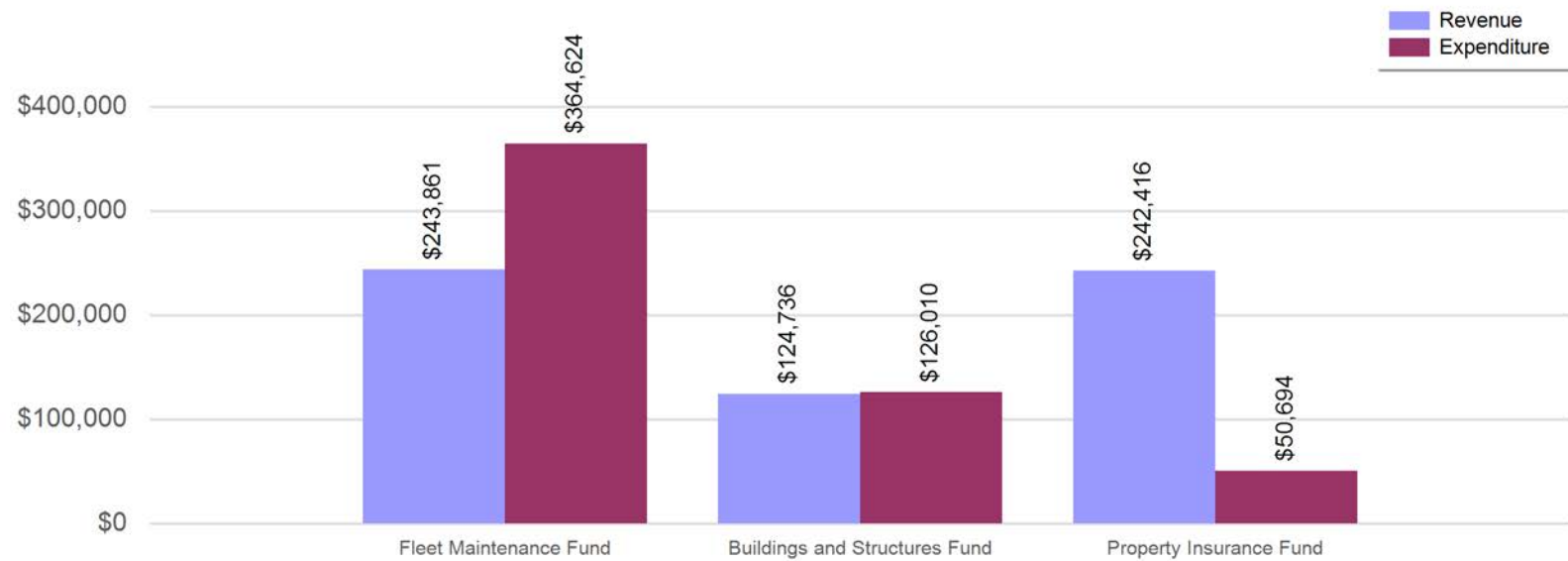
| | Fleet Maintenance Fund | Buildings and Structures Fund | Property Insurance Fund |
|---|------------------------------|----------------------------------|----------------------------|
| ASSETS | | | |
| Current Assets | | | |
| Cash | 255,355 | 524,857 | (150,028) |
| Inventory | 37,911 | | |
| Accounts Receivable | 35,888 | 2,136 | 27,462 |
| Total Current Assets | 329,154 | 526,993 | (122,566) |
| Capital Assets | | | |
| Equipment | 655,349 | 233,505 | |
| Accumulated Depreciation | (583,847) | (179,029) | |
| Total Capital Assets | 71,502 | 54,475 | |
| Total Assets | 400,656 | 581,469 | (122,566) |
| DEFERRED OUTFLOWS OF RESOURCES | | | |
| Total Deferred Outflows Of Resources | 302,567 | 279,943 | 120,072 |
| LIABILITIES | | | |
| Current Liabilities | | | |
| Accounts Payable | 203,130 | 23,127 | 7,234 |
| Accrued Wages and Benefits Payable | - | (5) | (13) |
| Total Current Liabilities | 203,130 | 23,122 | 7,221 |
| Non-Current Liabilities | | | |
| Accrued Comp ABS | 44,430 | 31,352 | 16,212 |
| Net Pension Liability | 789,998 | 713,272 | 335,323 |
| Net OPEB Liability | 35,672 | 33,546 | 13,487 |
| Total Non-Current Liabilities | 870,100 | 778,170 | 365,022 |
| Total Liabilities | 1,073,229 | 801,292 | 372,244 |
| DEFERRED INFLOWS OF RESOURCES | | | |
| Total Deferred Inflows Of Resources | 19,134 | 17,806 | 7,467 |
| NET POSITION | | | |
| Net Investment in Capital Assets | 71,502 | 54,475 | |
| Unrestricted | (460,642) | (12,161) | (382,205) |
| Total Net Position | (389,140) | 42,314 | (382,205) |

City of Casper, Wyoming
Internal Service Funds Revenue and Expenditure Comparison
 For Fiscal Year 2024 as of December 31, 2023
 50.00 % OF THE FISCAL YEAR HAS ELAPSED

Internal Service Funds YTD Revenue and Expenditure Comparison



Internal Service Funds MTD Revenue and Expenditure Comparison



City of Casper, Wyoming
Fleet Maintenance Fund Statement of Revenues and Expenditures
For Fiscal Year 2024 as of December 31, 2023
50.00 % OF THE FISCAL YEAR HAS ELAPSED

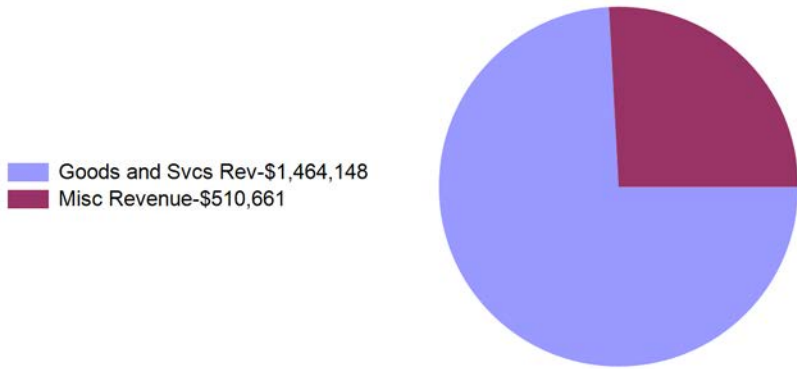
| | Revised Budget | Current Year To Date | Current Year % of Budget |
|--------------------------------|-----------------------|-----------------------------|---------------------------------|
| Revenues: | | | |
| Goods and Svcs Rev | \$ 2,888,818 | \$ 1,464,148 | 50.68% |
| Misc Revenue | 1,140,000 | 510,661 | 44.79% |
| Total Revenues | \$ 4,028,818 | \$ 1,974,808 | 49.02% |
| | | | |
| | Revised Budget | Current Year To Date | Current Year % of Budget |
| Expenditures: | | | |
| Personnel Services | \$ 1,019,276 | \$ 452,845 | 44.43% |
| Materials & Supplies | 2,075,175 | 1,110,956 | 53.54% |
| Contractual Services | 676,056 | 375,035 | 55.47% |
| Capital Outlay | 95,000 | - | 0.00% |
| Other Costs | 134,511 | 65,256 | 48.51% |
| Utility Expense | 28,800 | 13,396 | 46.51% |
| Total Expenditures | \$ 4,028,818 | \$ 2,017,488 | 50.08% |
| Net Revenue (Shortfall) | \$ - | \$ (42,679) | -1.06% |

Fleet Maintenance Fund Summary of Cash and Investments

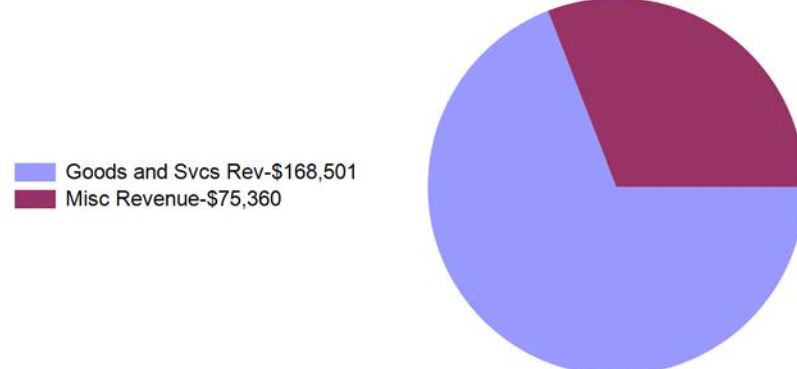
| | |
|-------------|-------------------|
| Cash | \$ 255,355 |
| Investments | - |
| | \$ 255,355 |

City of Casper, Wyoming
Fleet Maintenance Fund Summary of Revenues and Expenditures
 For Fiscal Year 2024 as of December 31, 2023
 50.00 % OF THE FISCAL YEAR HAS ELAPSED

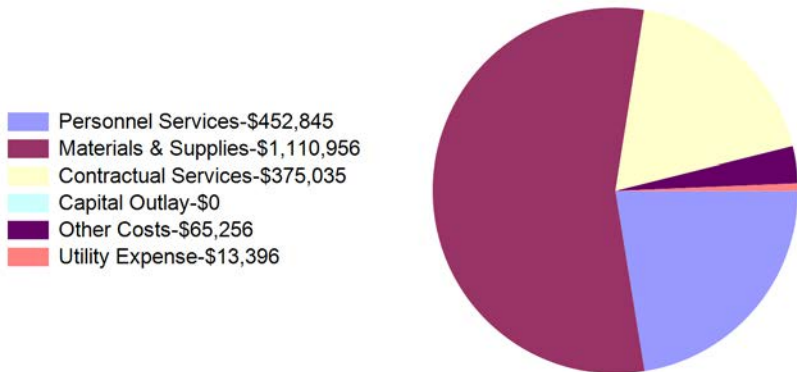
Year To Date Revenues
\$1,974,808



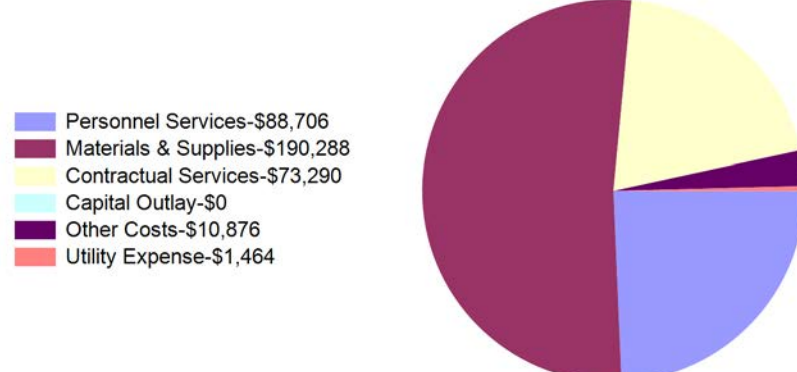
Month To Date Revenues
\$243,861



Year To Date Expenditures
\$2,017,488



Month To Date Expenditures
\$364,624



City of Casper, Wyoming
Buildings & Structures Fund Statement of Revenues and Expenditures
For Fiscal Year 2024 as of December 31, 2023
50.00 % OF THE FISCAL YEAR HAS ELAPSED

| | <u>Revised Budget</u> | <u>Current Year To Date</u> | <u>Current Year % of Budget</u> |
|-----------------------|-----------------------|-----------------------------|---------------------------------|
| Revenues: | | | |
| Goods and Svcs Rev | \$ 1,561,390 | \$ 744,456 | 47.68% |
| Misc Revenue | 9,470 | 5,154 | 54.42% |
| Other Sources | 10,210 | - | 0.00% |
| Total Revenues | \$ 1,581,070 | \$ 749,610 | 47.41% |

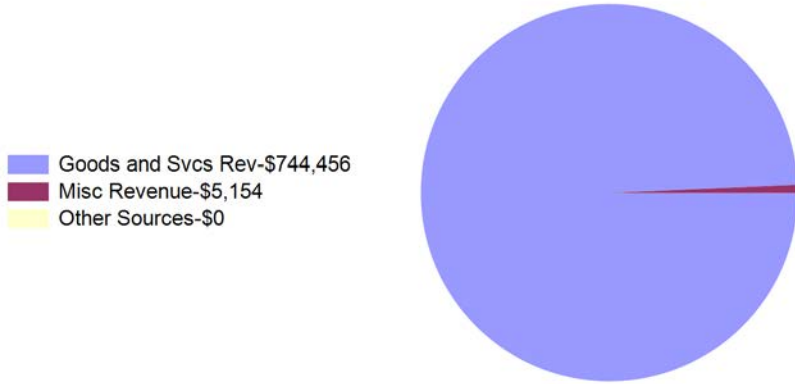
| | <u>Revised Budget</u> | <u>Current Year To Date</u> | <u>Current Year % of Budget</u> |
|--------------------------------|-----------------------|-----------------------------|---------------------------------|
| Expenditures: | | | |
| Personnel Services | \$ 1,052,825 | \$ 498,638 | 47.36% |
| Materials & Supplies | 356,409 | 165,735 | 46.50% |
| Contractual Services | 136,581 | 75,045 | 54.95% |
| Transfers Out | 7,025 | - | 0.00% |
| Other Costs | 33,069 | 11,644 | 35.21% |
| Utility Expense | 2,186 | 1,325 | 60.63% |
| Total Expenditures | \$ 1,588,095 | \$ 752,387 | 47.38% |
| Net Revenue (Shortfall) | \$ (7,025) | \$ (2,778) | 0.03% |

Buildings & Structures Fund Summary of Cash and Investments

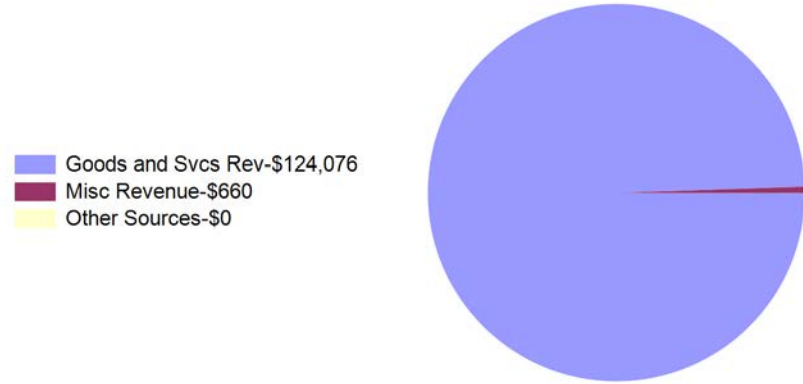
| | |
|-------------|-------------------|
| Cash | \$ 524,857 |
| Investments | - |
| | <u>\$ 524,857</u> |

City of Casper, Wyoming
Building & Structures Fund Summary of Revenues and Expenditures
 For Fiscal Year 2024 as of December 31, 2023
 50.00 % OF THE FISCAL YEAR HAS ELAPSED

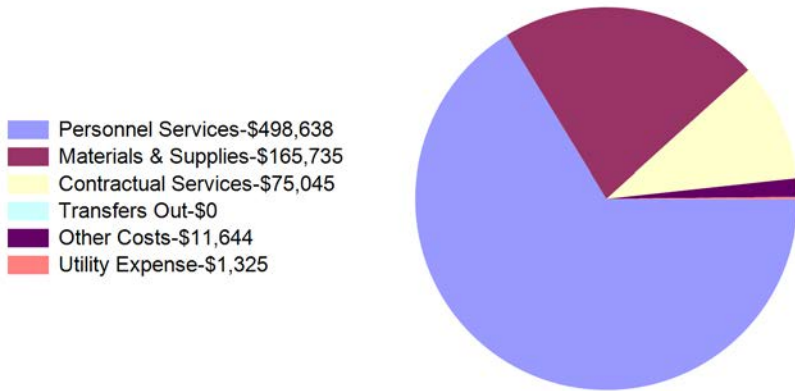
Year To Date Revenues
\$749,610



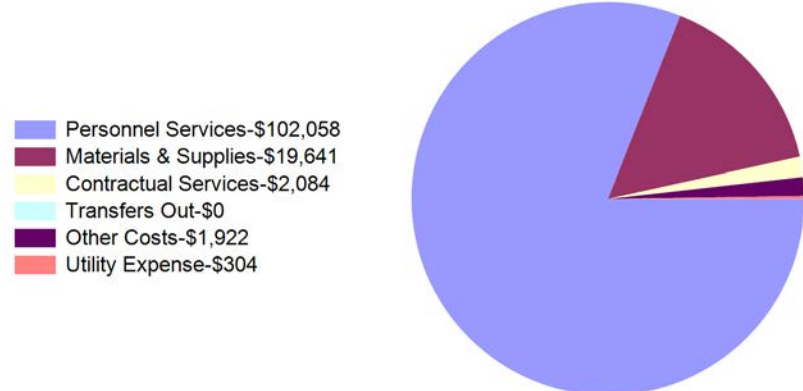
Month To Date Revenues
\$124,736



Year To Date Expenditures
\$752,387



Month To Date Expenditures
\$126,010



City of Casper, Wyoming
Property Insurance Fund Statement of Revenues and Expenditures
For Fiscal Year 2024 as of December 31, 2023
50.00 % OF THE FISCAL YEAR HAS ELAPSED

| | <u>Revised Budget</u> | <u>Current Year To Date</u> | <u>Current Year % of Budget</u> |
|-----------------------|-----------------------|-----------------------------|---------------------------------|
| Revenues: | | | |
| Intergovernmental | \$ 10,000 | \$ - | 0.00% |
| Goods and Svcs Rev | 2,926,053 | 1,431,590 | 48.93% |
| Misc Revenue | 475,595 | 342,377 | 71.99% |
| Total Revenues | \$ 3,411,648 | \$ 1,773,967 | 52.00% |

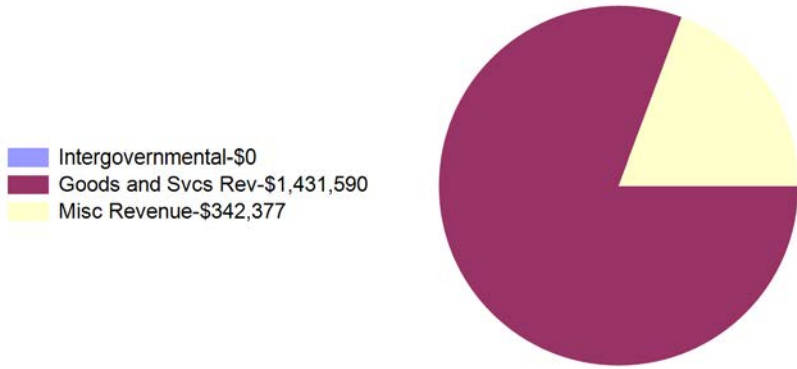
| | <u>Revised Budget</u> | <u>Current Year To Date</u> | <u>Current Year % of Budget</u> |
|--------------------------------|-----------------------|-----------------------------|---------------------------------|
| Expenditures: | | | |
| Personnel Services | \$ 367,069 | \$ 175,098 | 47.70% |
| Materials & Supplies | 318,200 | 89,167 | 28.02% |
| Contractual Services | 103,822 | 33,535 | 32.30% |
| Capital Outlay | 616,695 | 100,505 | 16.30% |
| Other Costs | 1,868,863 | 1,887,137 | 100.98% |
| Utility Expense | 2,150 | 101 | 4.69% |
| Total Expenditures | \$ 3,276,799 | \$ 2,285,543 | 69.75% |
| Net Revenue (Shortfall) | \$ 134,849 | \$ (511,575) | -17.75% |

Property Insurance Fund Summary of Cash and Investments

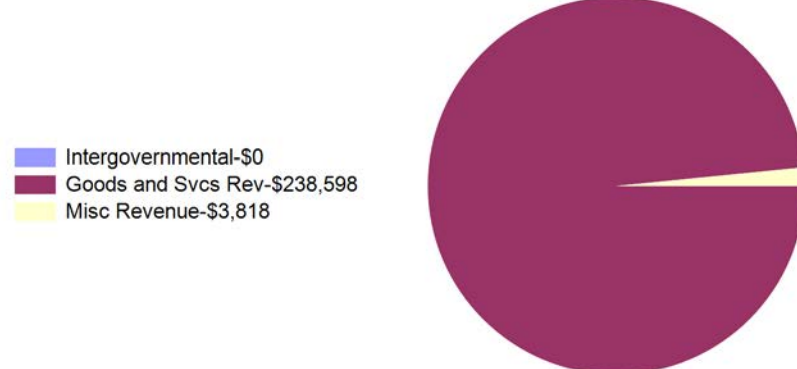
| | |
|-------------|---------------------|
| Cash | \$ (150,028) |
| Investments | - |
| | <u>\$ (150,028)</u> |

City of Casper, Wyoming
Property Insurance Fund Summary of Revenues and Expenditures
 For Fiscal Year 2024 as of December 31, 2023
 50.00 % OF THE FISCAL YEAR HAS ELAPSED

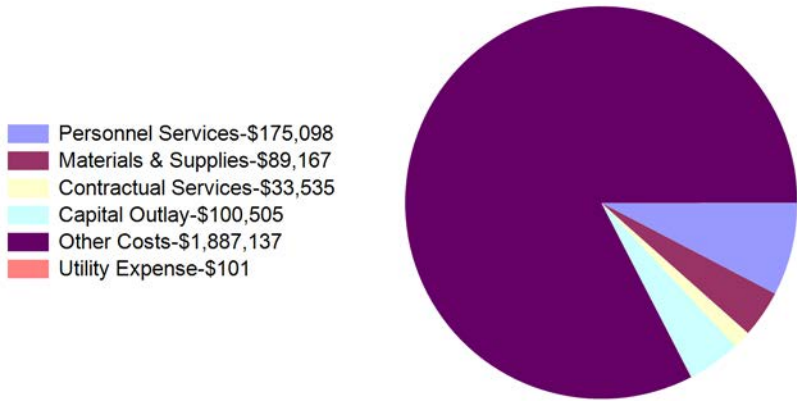
Year To Date Revenues
\$1,773,967



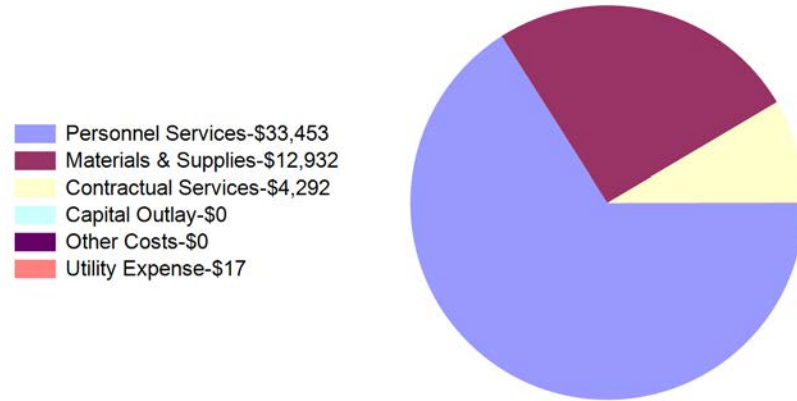
Month To Date Revenues
\$242,416



Year To Date Expenditures
\$2,285,543



Month To Date Expenditures
\$50,694

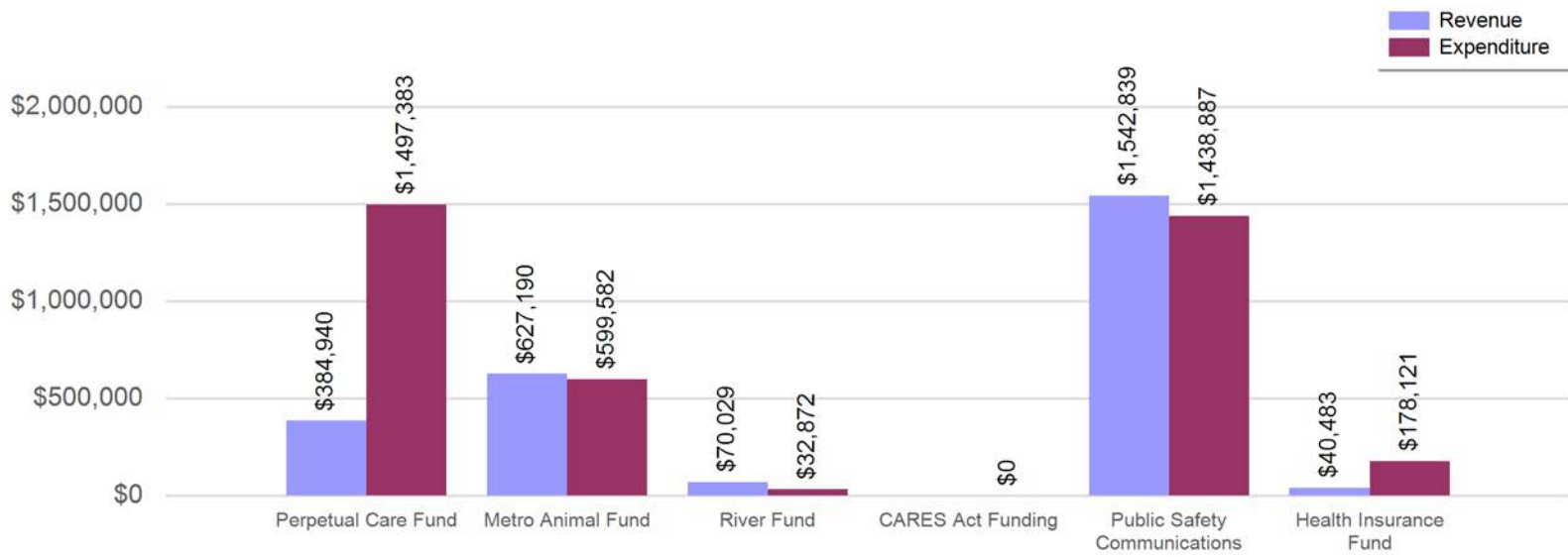


City of Casper, Wyoming
Trust & Agency Funds Consolidated Balance Sheet
For Fiscal Year 2024 as of December 31, 2023
50.00 % OF THE FISCAL YEAR HAS ELAPSED

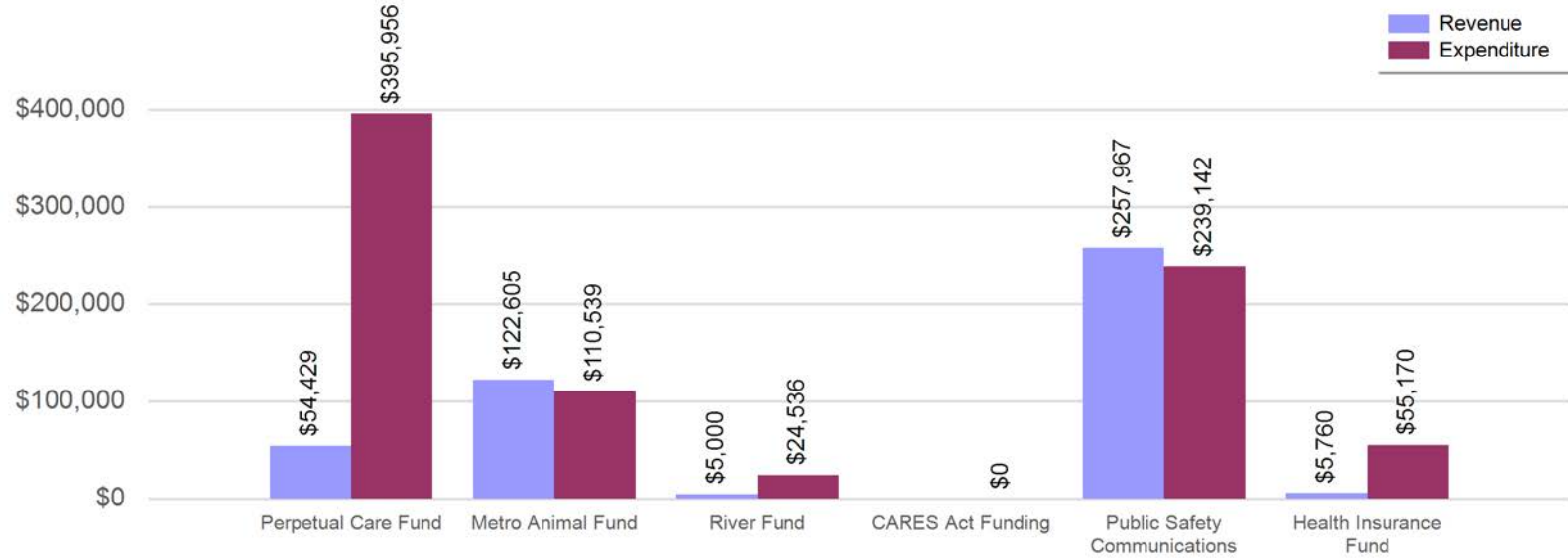
| | Perpetual Care Fund | Metro Animal Fund | River Fund | CARES Act Funding | Public Safety Communications | Health Insurance Fund |
|------------------------------------|------------------------|----------------------|------------------|----------------------|---------------------------------|--------------------------|
| ASSETS | | | | | | |
| Current Assets | | | | | | |
| Cash | 493,838 | 136,553 | 271,599 | 266,645 | 836,729 | 45,997 |
| Investments | 28,952,034 | 869,713 | 2,459,111 | 11,957,707 | | 3,073,411 |
| Market Adjustments | - | - | | | | - |
| Grants Receivable | | | - | | | |
| Loans Receivable | 176,573 | | | | | |
| Accounts Receivable | - | 20,817 | | | 133,024 | |
| Prepaid Expenses | | 10,291 | | | 9,458 | |
| Total Current Assets | 29,622,445 | 1,037,374 | 2,730,710 | 12,224,352 | 979,211 | 3,119,408 |
| Total Assets | 29,622,445 | 1,037,374 | 2,730,710 | 12,224,352 | 979,211 | 3,119,408 |
| LIABILITIES | | | | | | |
| Current Liabilities | | | | | | |
| Accounts Payable | - | 59,066 | 24,536 | - | 33,661 | 64,337 |
| Accrued Wages and Benefits Payable | | 24 | - | | 14,005 | |
| Deferred Revenue | | | 223,000 | 1,115,446 | | |
| Total Current Liabilities | - | 59,090 | 247,536 | 1,115,446 | 47,666 | 64,337 |
| Total Liabilities | - | 59,090 | 247,536 | 1,115,446 | 47,666 | 64,337 |
| NET POSITION | | | | | | |
| Unrestricted | 29,622,445 | 978,284 | 2,483,175 | 11,108,906 | 931,545 | 3,055,070 |
| Total Net Position | 29,622,445 | 978,284 | 2,483,175 | 11,108,906 | 931,545 | 3,055,070 |

City of Casper, Wyoming
Trust & Agency Funds Revenue and Expenditure Comparison
 For Fiscal Year 2024 as of December 31, 2023
 50.00 % OF THE FISCAL YEAR HAS ELAPSED

Trust & Agency Funds YTD Revenue and Expenditure Comparison



Trust & Agency Funds MTD Revenue and Expenditure Comparison



City of Casper, Wyoming
Perpetual Care Fund Statement of Revenues and Expenditures
For Fiscal Year 2024 as of December 31, 2023
50.00 % OF THE FISCAL YEAR HAS ELAPSED

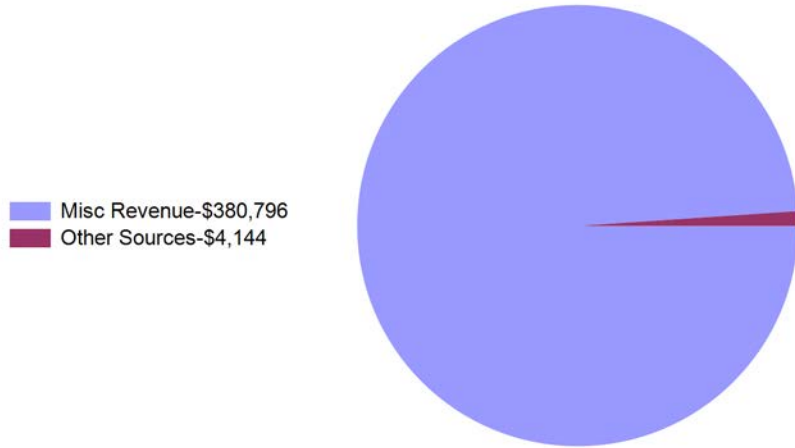
| | Revised Budget | Current Year To Date | Current Year % of Budget |
|--------------------------------|-----------------------|-------------------------|-----------------------------|
| Revenues: | | | |
| Misc Revenue | \$ 697,527 | \$ 380,796 | 54.59% |
| Other Sources | 8,528 | 4,144 | 48.59% |
| Total Revenues | \$ 706,055 | \$ 384,940 | 54.52% |
| | | | |
| | Revised Budget | Current Year To Date | Current Year % of Budget |
| Expenditures: | | | |
| Contractual Services | \$ 35,123 | \$ 12,238 | 34.84% |
| Transfers Out | 2,764,897 | 1,485,145 | 53.71% |
| Total Expenditures | \$ 2,800,020 | \$ 1,497,383 | 53.48% |
| Net Revenue (Shortfall) | \$ (2,093,965) | \$ (1,112,444) | 1.04% |

Perpetual Care Fund Summary of Cash and Investments

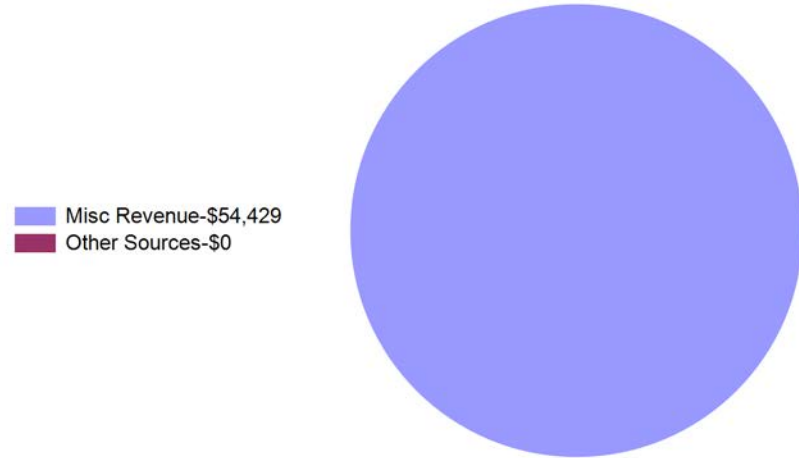
| | |
|-------------|----------------------|
| Cash | \$ 493,838 |
| Investments | 28,952,034 |
| | \$ 29,445,872 |

City of Casper, Wyoming
Perpetual Care Fund Summary of Revenues and Expenditures
For Fiscal Year 2024 as of December 31, 2023
50.00 % OF THE FISCAL YEAR HAS ELAPSED

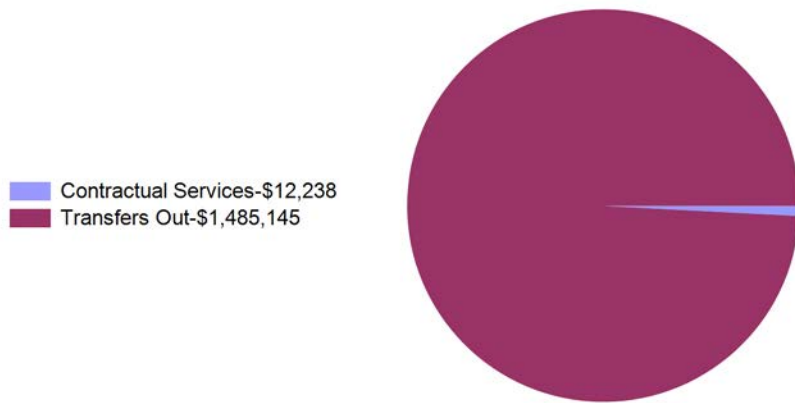
Year To Date Revenues
\$384,940



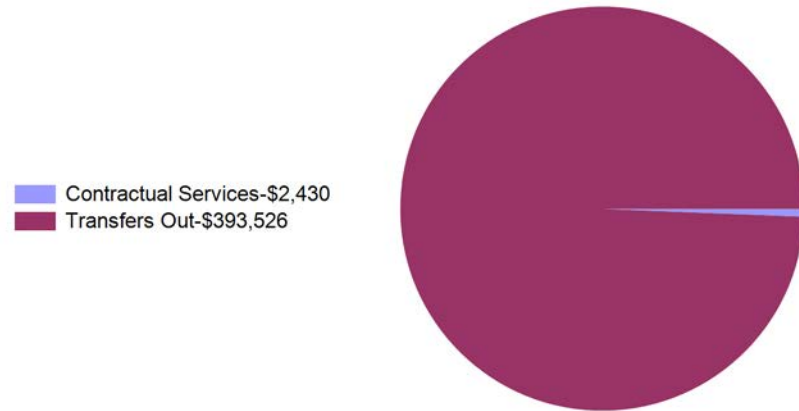
Month To Date Revenues
\$54,429



Year To Date Expenditures
\$1,497,383



Month To Date Expenditures
\$395,956



City of Casper, Wyoming
Metro Fund Statement of Revenues and Expenditures
For Fiscal Year 2024 as of December 31, 2023
50.00 % OF THE FISCAL YEAR HAS ELAPSED

| | <u>Revised Budget</u> | <u>Current Year To Date</u> | <u>Current Year % of Budget</u> |
|-----------------------|-----------------------|-----------------------------|---------------------------------|
| Revenues: | | | |
| Licences and Permits | \$ 5,000 | \$ 1,260 | 25.20% |
| Intergovernmental | 287,610 | 122,058 | 42.44% |
| Goods and Svcs Rev | 31,000 | 7,776 | 25.08% |
| Misc Revenue | 25,912 | 14,904 | 57.52% |
| Other Sources | 1,103,261 | 481,192 | 43.62% |
| Total Revenues | \$ 1,452,783 | \$ 627,190 | 43.17% |

| | <u>Revised Budget</u> | <u>Current Year To Date</u> | <u>Current Year % of Budget</u> |
|---------------------------|-----------------------|-----------------------------|---------------------------------|
| Expenditures: | | | |
| Personnel Services | \$ 853,744 | \$ 376,439 | 44.09% |
| Materials & Supplies | 186,210 | 82,355 | 44.23% |
| Contractual Services | 129,896 | 44,727 | 34.43% |
| Capital Outlay | 433,634 | 2,550 | 0.59% |
| Transfers Out | 125,671 | 58,333 | 46.42% |
| Other Costs | 64,047 | 29,071 | 45.39% |
| Utility Expense | 16,000 | 6,106 | 38.16% |
| Total Expenditures | \$ 1,809,202 | \$ 599,582 | 33.14% |

| | | | |
|--------------------------------|---------------------|------------------|---------------|
| Net Revenue (Shortfall) | \$ (356,419) | \$ 27,608 | 10.03% |
|--------------------------------|---------------------|------------------|---------------|

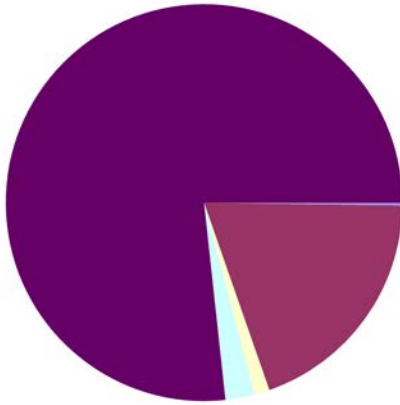
Metro Fund Summary of Cash and Investments

| | |
|-------------|---------------------|
| Cash | \$ 136,553 |
| Investments | 869,713 |
| | <u>\$ 1,006,266</u> |

City of Casper, Wyoming
Metro Fund Summary of Revenues and Expenditures
 For Fiscal Year 2024 as of December 31, 2023
 50.00 % OF THE FISCAL YEAR HAS ELAPSED

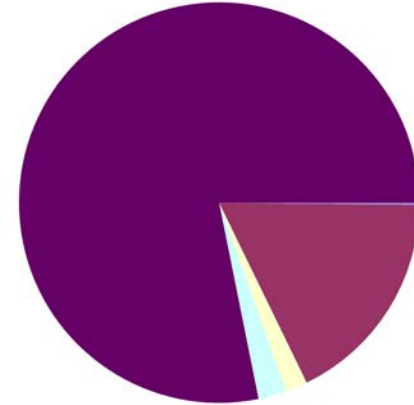
Year To Date Revenues
\$627,190

- Licences and Permits-\$1,260
- Intergovernmental-\$122,058
- Goods and Svcs Rev-\$7,776
- Misc Revenue-\$14,904
- Other Sources-\$481,192



Month To Date Revenues
\$122,605

- Licences and Permits-\$185
- Intergovernmental-\$21,632
- Goods and Svcs Rev-\$2,178
- Misc Revenue-\$2,784
- Other Sources-\$95,826



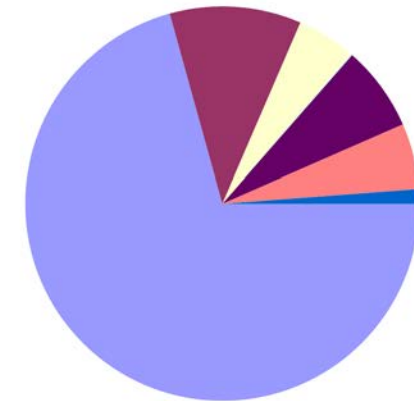
Year To Date Expenditures
\$599,582

- Personnel Services-\$376,439
- Materials & Supplies-\$82,355
- Contractual Services-\$44,727
- Capital Outlay-\$2,550
- Transfers Out-\$58,333
- Other Costs-\$29,071
- Utility Expense-\$6,106



Month To Date Expenditures
\$110,539

- Personnel Services-\$78,144
- Materials & Supplies-\$11,931
- Contractual Services-\$5,348
- Capital Outlay-\$135
- Transfers Out-\$7,729
- Other Costs-\$5,921
- Utility Expense-\$1,331



City of Casper, Wyoming
River Fund Statement of Revenues and Expenditures
For Fiscal Year 2024 as of December 31, 2023
50.00 % OF THE FISCAL YEAR HAS ELAPSED

| | <u>Revised Budget</u> | <u>Current Year To Date</u> | <u>Current Year % of Budget</u> |
|-----------------------|-----------------------|-----------------------------|---------------------------------|
| Revenues: | | | |
| Intergovernmental | \$ - | \$ 20,000 | |
| Misc Revenue | 64,107 | 8,000 | 12.48% |
| Other Sources | 45,000 | 42,029 | 93.40% |
| Total Revenues | \$ 109,107 | \$ 70,029 | 64.18% |

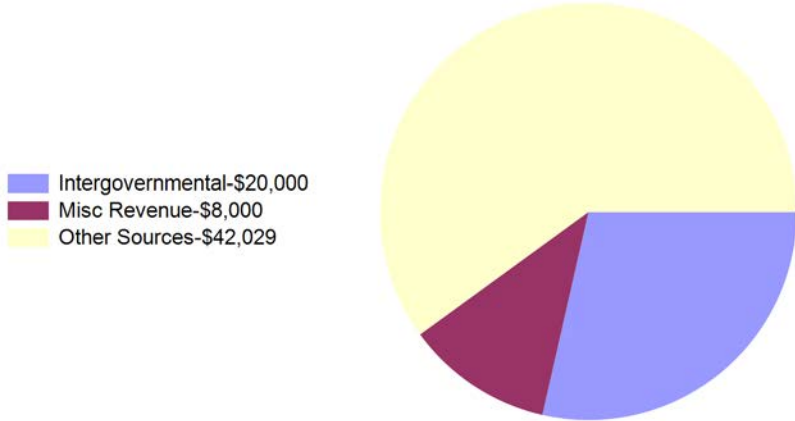
| | <u>Revised Budget</u> | <u>Current Year To Date</u> | <u>Current Year % of Budget</u> |
|--------------------------------|-----------------------|-----------------------------|---------------------------------|
| Expenditures: | | | |
| Personnel Services | \$ 10,000 | \$ 7,029 | 70.29% |
| Materials & Supplies | 6,500 | 1,239 | 19.06% |
| Contractual Services | 109,832 | 24,603 | 22.40% |
| Capital Outlay | 5,976 | - | 0.00% |
| Other Costs | 500 | - | 0.00% |
| Total Expenditures | \$ 132,808 | \$ 32,872 | 24.75% |
| Net Revenue (Shortfall) | \$ (23,701) | \$ 37,158 | 39.43% |

River Fund Summary of Cash and Investments

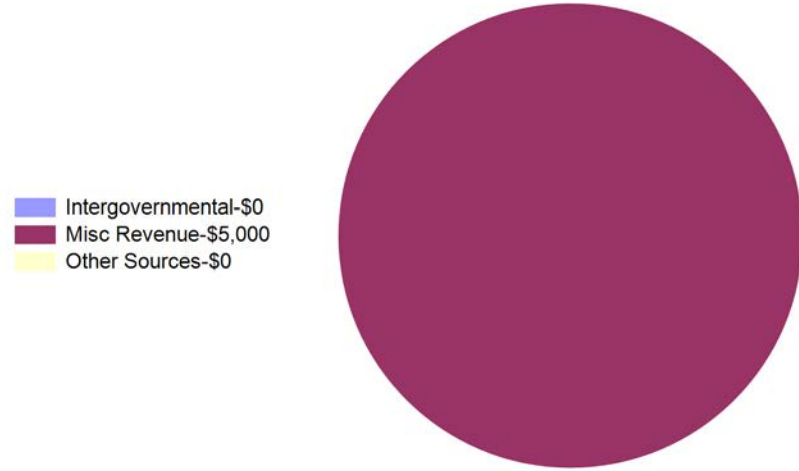
| | |
|-------------|---------------------|
| Cash | \$ 271,599 |
| Investments | 2,459,111 |
| | <u>\$ 2,730,710</u> |

City of Casper, Wyoming
River Fund Summary of Revenues and Expenditures
For Fiscal Year 2024 as of December 31, 2023
50.00 % OF THE FISCAL YEAR HAS ELAPSED

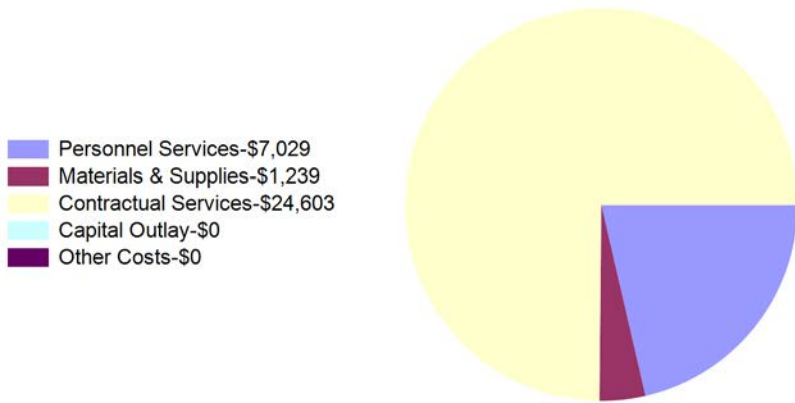
Year To Date Revenues
\$70,029



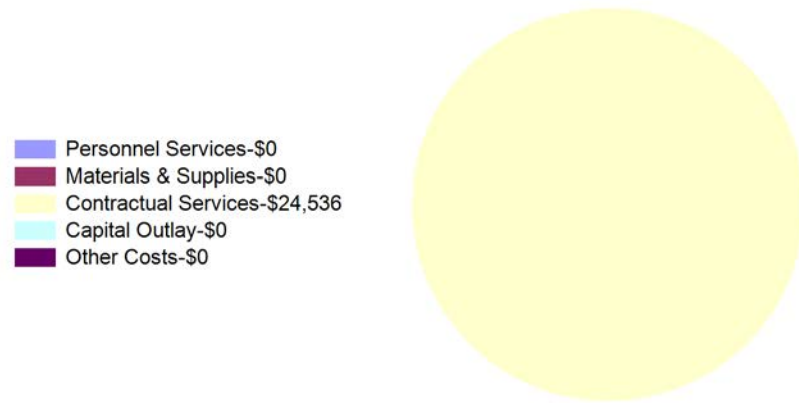
Month To Date Revenues
\$5,000



Year To Date Expenditures
\$32,872



Month To Date Expenditures
\$24,536



City of Casper, Wyoming
CARES Act Funding Statement of Revenues and Expenditures
 For Fiscal Year 2024 as of December 31, 2023
 50.00 % OF THE FISCAL YEAR HAS ELAPSED

Revenues:
Total Revenues

Expenditures:
 Transfers Out
Total Expenditures
Net Revenue (Shortfall)

| | <u>Revised Budget</u> | <u>Current Year To Date</u> | <u>Current Year % of Budget</u> |
|--|------------------------|-----------------------------|---------------------------------|
| | \$ 12,224,514 | \$ - | 0.00% |
| | \$ 12,224,514 | \$ - | 0.00% |
| | \$ (12,224,514) | \$ - | |

CARES Act Funding Summary of Cash and Investments

| | | |
|-------------|-----------|-------------------|
| Cash | \$ | 266,645 |
| Investments | | 11,957,707 |
| | <u>\$</u> | <u>12,224,352</u> |

City of Casper, Wyoming
PSCC Fund Statement of Revenues and Expenditures
For Fiscal Year 2024 as of December 31, 2023
50.00 % OF THE FISCAL YEAR HAS ELAPSED

| | <u>Revised Budget</u> | <u>Current Year To Date</u> | <u>Current Year % of Budget</u> |
|-----------------------|-----------------------|-----------------------------|---------------------------------|
| Revenues: | | | |
| Intergovernmental | \$ 656,701 | \$ 304,694 | 46.40% |
| Goods and Svcs Rev | 220,947 | 102,487 | 46.39% |
| Misc Revenue | 800,000 | 356,157 | 44.52% |
| Other Sources | 1,607,442 | 779,501 | 48.49% |
| Total Revenues | \$ 3,285,090 | \$ 1,542,839 | 46.96% |

| | <u>Revised Budget</u> | <u>Current Year To Date</u> | <u>Current Year % of Budget</u> |
|--------------------------------|-----------------------|-----------------------------|---------------------------------|
| Expenditures: | | | |
| Personnel Services | \$ 2,040,803 | \$ 966,056 | 47.34% |
| Materials & Supplies | 55,000 | 8,486 | 15.43% |
| Contractual Services | 795,083 | 350,774 | 44.12% |
| Capital Outlay | 210,482 | 9,788 | 4.65% |
| Transfers Out | - | 252 | |
| Other Costs | 88,761 | 32,564 | 36.69% |
| Utility Expense | 178,117 | 70,966 | 39.84% |
| Total Expenditures | \$ 3,368,246 | \$ 1,438,887 | 42.72% |
| Net Revenue (Shortfall) | \$ (83,156) | \$ 103,953 | 4.25% |

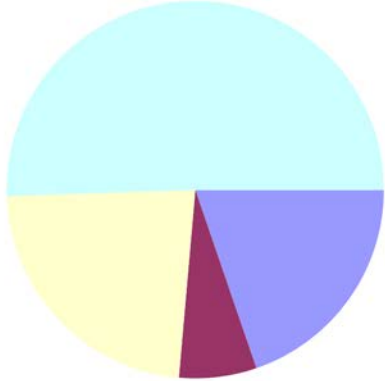
PSCC Fund Summary of Cash and Investments

| | |
|-------------|-------------------|
| Cash | \$ 836,729 |
| Investments | - |
| | <u>\$ 836,729</u> |

City of Casper, Wyoming
PSCC Fund Summary of Revenues and Expenditures
 For Fiscal Year 2024 as of December 31, 2023
 50.00 % OF THE FISCAL YEAR HAS ELAPSED

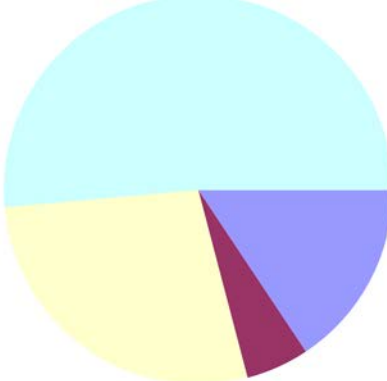
Year To Date Revenues
 \$1,542,839

- Intergovernmental-\$304,694
- Goods and Svcs Rev-\$102,487
- Misc Revenue-\$356,157
- Other Sources-\$779,501



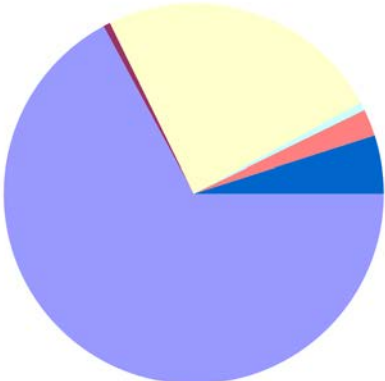
Month To Date Revenues
 \$257,967

- Intergovernmental-\$40,370
- Goods and Svcs Rev-\$13,579
- Misc Revenue-\$71,378
- Other Sources-\$132,641



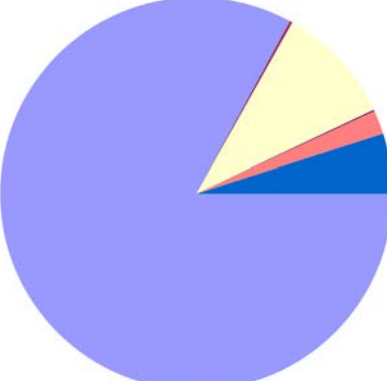
Year To Date Expenditures
 \$1,438,887

- Personnel Services-\$966,056
- Materials & Supplies-\$8,486
- Contractual Services-\$350,774
- Capital Outlay-\$9,788
- Transfers Out-\$252
- Other Costs-\$32,564
- Utility Expense-\$70,966



Month To Date Expenditures
 \$239,142

- Personnel Services-\$198,300
- Materials & Supplies-\$556
- Contractual Services-\$23,550
- Capital Outlay-\$0
- Transfers Out-\$252
- Other Costs-\$4,713
- Utility Expense-\$11,771



City of Casper, Wyoming
Health Insurance Fund Statement of Revenues and Expenditures
For Fiscal Year 2024 as of December 31, 2023
50.00 % OF THE FISCAL YEAR HAS ELAPSED

| | <u>Revised Budget</u> | <u>Current Year To Date</u> | <u>Current Year % of Budget</u> |
|-----------------------|-----------------------|-----------------------------|---------------------------------|
| Revenues: | | | |
| Misc Revenue | \$ 79,827 | \$ 40,483 | 50.71% |
| Total Revenues | \$ 79,827 | \$ 40,483 | 50.71% |

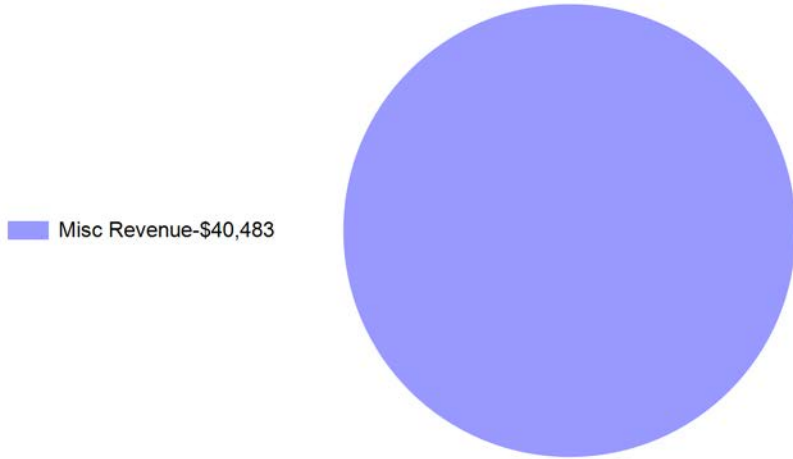
| | <u>Revised Budget</u> | <u>Current Year To Date</u> | <u>Current Year % of Budget</u> |
|--------------------------------|-----------------------|-----------------------------|---------------------------------|
| Expenditures: | | | |
| Personnel Services | \$ 5,000 | \$ - | 0.00% |
| Materials & Supplies | 5,500 | 991 | 18.01% |
| Contractual Services | 425,520 | 173,590 | 40.79% |
| Other Costs | 6,335 | 3,540 | 55.89% |
| Total Expenditures | \$ 442,355 | \$ 178,121 | 40.27% |
| Net Revenue (Shortfall) | \$ (362,528) | \$ (137,638) | 10.45% |

Health Insurance Fund Summary of Cash and Investments

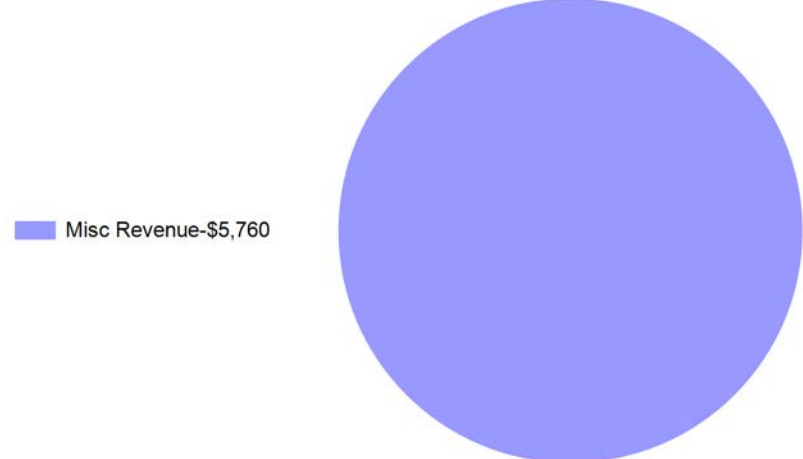
| | |
|-------------|---------------------|
| Cash | \$ 45,997 |
| Investments | 3,073,411 |
| | <u>\$ 3,119,408</u> |

City of Casper, Wyoming
Health Insurance Fund Summary of Revenues and Expenditures
 For Fiscal Year 2024 as of December 31, 2023
 50.00 % OF THE FISCAL YEAR HAS ELAPSED


Year To Date Revenues
\$40,483



Month To Date Revenues
\$5,760



Year To Date Expenditures
\$178,121



Month To Date Expenditures
\$55,170

